



Simplicity
Since 1922[®]



2025
**LAWN TRACTORS
& ZERO TURNS**





A CENTURY OF STRIPES

Simplicity's 100-year history has been filled with innovation, perseverance, and premium quality products.

The company began by producing boring machines and took flight as the door to garden equipment opened.

Whether a garden tractor or zero turn mower, the love for Simplicity mowers has been passed on through generations. While a tribute is paid to the past, a promising future of Simplicity awaits.



CONTENTS

The Dealer Experience	04
The Simplicity® Difference	05
Regent™ Lawn Tractors	06
Broadmoor™ Lawn Tractor	10
Baron™ Lawn Tractors with collector	12
Duke™ Lawn Tractors with collector	14
NEW! Duke™ Lawn Tractors with high dump	16
Courier™ Zero Turns	18
Specifications	24
Accessories	28

THE DEALER EXPERIENCE



MAKING THE RIGHT DECISION.

Not sure what type of mower you need? Your Simplicity® dealer can help. Need someone to deliver your tractor or zero turn? Your Simplicity dealer will deliver it to your home. Need a little training on how to use your new mower? Your Simplicity dealer can show you what you need to know. Most importantly, by purchasing a Simplicity through your local dealer, you will not only be getting a premium mowing experience, but your own trusted mowing advisor.

- Expert advice
- Product selection help
- Test drives
- Trustworthy service technicians
- Parts availability
- Product pick-up and delivery
- Seasonal maintenance
- Accepts Trade-Ins*
- Attachment expertise



*Participating dealers may vary.

THE SIMPLICITY® DIFFERENCE

Simplicity® Tractors and Zero Turn mowers are built to last with durable components - all-steel hoods and seat decks, long-life engines, transmissions and serviceable arbor and shaft assemblies. Designed with the operator in mind, Simplicity Mowers offer ergonomic, easy-to-use controls and innovative features to make your mowing experience even more enjoyable.



LAWN STRIPING

Our Free Floating™ mower deck is the pinnacle of performance which all others attempt to achieve. Attached by the pivoting front axle, the mowing deck follows even the slightest contours in your lawn, resulting in a scalp-free velvety cut. The full-width striping roller lays the grass down in the direction the mower is traveling to create striping patterns. Available on Broadmoor™ lawn tractor.



SUPERIOR TRACTION WITH ACT™

Automatic Controlled Traction™ will supply extra power to both rear tyres when one tyre starts to slip. The ACT™ feature helps you avoid getting stuck and keeps you moving forward when performing jobs in your garden. Available on Broadmoor™ lawn tractor.



CENTRECUT™ MOWER DECK

The CentreCut™ mower deck offers options to change the mower deck configuration depending on grass circumstances and personal preferences. Available on Regent™ SLT175, Regent™ SLT275, Courier™ SZT105, Courier™ SZT175 and Courier™ SZT275.

CENTRECUT™
CONVERTIBLE MOWING TECHNOLOGY



HYDROSTATIC TRANSMISSION

All Simplicity lawn tractors feature a pedal-operated hydrostatic transmission system that allows you to keep both hands on the steering wheel while adjusting your speed and direction with the two foot pedals.



SUSPENSION SYSTEM

Taking your mowing comfort to the next level, Simplicity® owners can enjoy a smoother ride with suspension while still achieving a premium cut**.



This exclusive tractor technology utilises ride dampening shocks to reduce the impact of rough terrain felt by the operator. Available on Courier™ SZT175, Courier™ SZT275 and Courier™ SZT350.

SUSPENSION COMFORT SYSTEM™

The Broadmoor™ Lawn Tractor offers a complete comfort package - the Suspension Comfort System™ - comprised of suspension, a high-speed transmission and a comfortable mesh seat.



**Results of suspension depend on lawn conditions.

REGENT™

LAWN TRACTORS



SLT110

Our Regent™ Lawn Tractor range delivers excellent all round cutting performance with the highest level of user comfort and signature Simplicity® styling.

These Regent™ lawn tractors are powered by reliable Briggs & Stratton® engines and feature integrated bumpers and a stylish dashboard panel. Rugged mower decks and durable cast-iron front axles ensure long life and performance.



FRAME HUNG MOWER DECK

With 4 anti-scalp wheels and a washout port for easy cleaning.



STEEL BUMPER & LED LIGHTS

The steel bumper adds extra durability to the lawn tractor while the powerful LED headlights light your path.



DURABLE FRONT AXLE

Rugged, pivoting cast iron front axle for long lifetime.



STEERING WHEEL

With colour-coded controls on the dashboard.

DESIGNED TO **PERFORM.**
MADE TO LAST.

QUICK SPECIFICATIONS

REGENT™ SLT110

Power

Engine Model	Briggs & Stratton 7220 EXi V-Twin
Cylinders	2

Transmission

Type	Tuff-Torq® K46 Hydrostatic
------	----------------------------

Mower

Cutting Width	107 cm
Mower Deck Type	Stamped Steel
Seat	Mid-back seat

REGENT™ SLT210SE

Engine Model	Briggs & Stratton 7220 EXi V-Twin
Cylinders	2

Type	Tuff-Torq® K46 Hydrostatic
------	----------------------------

Cutting Width	117 cm
Mower Deck Type	Stamped Steel
Seat	Mid-back, premium seat



KEY FEATURES

- Frame Hung mower deck with 4 anti-scalp wheels
- Hydrostatic transmission
- Cast iron front axle
- Tight turning radius of 36 cm
- LED headlights
- Electric blade engagement
- Colour-coded controls
- Manual height of cut
- Integrated steel bumper
- Cruise control
- Mower deck washout port

For accessories see page 28.



BRIGGS & STRATTON® ENGINE

The Briggs & Stratton EXi engines provide consistent starting and guarantees durable performance.

REGENT™

LAWN TRACTORS



SLT275

Our convertible CentreCut™ mowing technology offers total flexibility without stress of choice when buying your next mower. The Regent™ SLT175 and SLT275 tractors will be delivered by your dealer with either a side or rear discharge configuration kit already fitted. Should you need a different cutting configuration in the future, then you will only need a new kit instead of buying a whole new mower deck or even a new tractor.

CENTRECUT™

CONVERTIBLE MOWING TECHNOLOGY



SLT275 with rear discharge kit fitted.



With rear discharge kit fitted



With side discharge kit fitted

CENTRECUT™ MOWER DECK

The CentreCut™ equipped lawn tractors come in a pre-configured side or rear discharge version. With an optional kit you can easily convert to a different mowing configuration if needed.

With the side discharge kit fitted you will have the highest mowing capacity possible. The rear discharge kit comes with a half height mulching baffle and Eliminator® blades and provides a perfect balance between mowing capacity and mulching performance. If you mount the optional mulching kit, you will have the best mulching performance.



MASTER THE CONTOURS OF YOUR LAWN.

QUICK SPECIFICATIONS

REGENT™ SLT175

Power

Engine Model	Briggs & Stratton 7220 EXi V-Twin
Cylinders	2

Transmission

Type	TuffTorq® K46 Hydrostatic
------	---------------------------

Mower

Cutting Width	107 cm
Mower Deck Type	CentreCut™ Fabricated Steel
Seat	Mid-back, premium seat

REGENT™ SLT275

Engine Model	Briggs & Stratton 8240 PXi V-Twin
Cylinders	2

Type	TuffTorq® K46 Hydrostatic
------	---------------------------

Cutting Width	122 cm
Mower Deck Type	CentreCut™ Fabricated Steel
Seat	Mid-back, premium seat



BRIGGS & STRATTON® ENGINE

Designed to deliver world-class endurance and power, the PXi Series™ engine comes fully featured. Enhanced power, easy starting, smooth and quiet operation, and professional results are just a few of them.

KEY FEATURES

- 107 or 122 cm fabricated steel CentreCut™ mower deck with 4 anti-scalp wheels
- Available in side or rear discharge configuration
- Hydrostatic transmission
- Cast iron front axle
- Tight turning radius of 36 cm
- Mid-back premium seat
- Electric blade engagement
- Manual height of cut
- Cruise control
- Clock, hour and maintenance meter
- Mower deck washout port

For accessories see page 28.

BROADMOOR™

PREMIUM LAWN TRACTOR WITH SUSPENSION

RUGGED
DURABILITY.
EXCEPTIONAL
PERFORMANCE.



The Broadmoor™ lawn tractor represents the perfect combination of high-performance and user comfort. With the unique Free Floating™ fabricated steel mower deck, a new rear suspension system and a breathable ergonomic mesh seat, mowing the lawn will never feel like a chore again.

WITH ELECTRIC POWER STEERING



HIGH SPEED TRANSMISSION
The Tuff Torq® high speed transmission offers a hydrostatic drive for an automotive-like feel and allows you to operate the machine at higher speeds.



CONTROL PANEL
The panel includes push button starting, fuel gauge and maintenance reminders providing a premium experience.



ACT™
With Automatic Controlled Traction™ (ACT), drive power is continuously supplied to both rear tyres maintaining superior traction and lessening turf damage.



FABRICATED MOWER DECK
The 122 cm rugged fabricated mower deck with reinforced top, side skirts, corners and a steel front edge ensures durability and a quality cut for years to come.

QUICK SPECIFICATIONS

BROADMOOR™ SYT410

Power	
Engine Model	Briggs & Stratton 8270 PXi V-Twin
Cylinders	2
Transmission	
Type	Tuff-Torq® K62 High Speed Hydrostatic with ACT™
Mower	
Cutting Width	122 cm
Mower Deck Type	Fabricated Steel, Free Floating™, Full-width striping roller
Suspension	SCS™ Rear Suspension with Mesh Seat



BRIGGS & STRATTON® ENGINE
The Briggs & Stratton 8270 PXi engine features an oil filter and pressure lubrication.



KEY FEATURES

- Free Floating™ mower deck with full-width striping roller
- Automatic Controlled Traction™
- Durable welded steel frame
- Electric power steering
- Cast-iron pivoting front axle
- Turning radius of 59 cm
- Quick Hitch™ mower deck removal system
- Electric height-of-cut adjustment
- LED headlights
- Cruise control
- Ergonomic mesh seat

WITH REAR SUSPENSION



The exclusive rear suspension reduces the impact felt at faster speeds.

BARON™

LAWN TRACTORS WITH COLLECTOR

COMPACT SIZE.
PREMIUM
COMFORT.

SLC92

The Baron™ collecting tractor lineup continues to deliver exceptional performance and versatility.

The smallest, the Baron™ SLC92, features a 92 cm cutting width and a total width of only 95 cm which makes it the ideal collecting tractor for gardens with narrow passages and gates. The larger 102 cm SLC102 boosts productivity even more, up to 8.200 m² per hour.

All tractors are powered by high performance Briggs & Stratton® engines.

Made in  Europe



HIGH COMFORT SEAT

The adjustable, mid-back seat provides premium ride comfort and stability.



STYLISH CONTROL PANEL

The dashboard includes an hour meter, RMO switch, parking brake and throttle lever.



HEIGHT-OF-CUT

The manual height-of-cut allows for easy adjustment between 6 possible positions ranging from 30 to 90 mm.



INTEGRATED TOW HITCH

A convenient tow hitch is included on the back plate of the mower.



QUICK SPECIFICATIONS

BARON™ SLC92

Power

Engine Model	Briggs & Stratton 7160 EXi V-Twin
Cylinders	2

Transmission

Type	Tuff-Torq® K46 Hydrostatic
------	----------------------------

Mower

Cutting Width	92 cm
Mower Deck Type	Stamped Steel
Seat	Premium mid-back seat
Collection Bag	300 litres

BARON™ SLC102

Briggs & Stratton 7220 EXi V-Twin
2

Tuff-Torq® K46 Hydrostatic

102 cm
Stamped Steel
Premium mid-back seat
300 litres

KEY FEATURES

- Frame hung steel mower deck
- 4 anti-scalp wheels (SLC102)
- Hydrostatic transmission
- Large 300 litre collection bag
- Cast iron front axle
- 8 litre fuel tank
- Electric blade engagement
- Manual deck lift
- LED headlights with daylight mode
- Integrated steel bumper
- 15"x 6" front tyres
- 18"x 8,5" rear tyres
- Wash port
- 2-Year limited warranty



BRIGGS & STRATTON® ENGINE
The Briggs & Stratton EXi engine provides consistent starting and guarantees durable performance.

DUKE™

LAWN TRACTORS WITH COLLECTOR

PREMIUM
PERFORMANCE
FOR YOUR LAWN.



SYC102

The Duke™ collecting lawn tractor combines advanced design, innovative features, and superior comfort to deliver outstanding performance every time. This collecting lawn tractor is powerful, easy to operate, intelligent and comfortable to use.

Made in  Europe



DIFFERENTIAL LOCK

Provides better traction in slippery conditions (SYC122).



STYLISH CONTROL PANEL

The deluxe dashboard hosts a LED display, 2 USB ports, RMO switch, parking brake, cruise control, automatic mower shut off and throttle lever.



ADJUSTABLE SEAT

The premium high-back seat can easily be adjusted with a lever to provide plenty of legroom.



USB CHARGER PORT

The dashboard houses both a USB-A and USB-C charger port each delivering 2,4 A maximum.

QUICK SPECIFICATIONS

DUKE™ SYC102		DUKE™ SYC122	
Power			
Engine Model	Briggs & Stratton 8240 PXi V-Twin	Briggs & Stratton 8270 PXi V-Twin	
Cylinders	2	2	
Transmission			
Type	Tuff-Torq® K46 Hydrostatic	Tuff-Torq® K62 Hydrostatic	
Mower			
Cutting Width	102 cm	122 cm	
Mower Deck Type	Stamped Steel	Stamped Steel	
Seat	Premium high-back seat	Premium high-back seat	
Collection Bag	320 litres	380 litres	

KEY FEATURES

- Frame hung mower deck with 4 anti-scalp wheels
 - Hydrostatic transmission
 - Large collection bag
 - Cast iron front axle
 - Cruise control
 - Large 20" tyres
 - Electric blade engagement
- 12 litre fuel tank
 - Front wheel ball bearing
 - Premium, high-back seat
 - LED headlights with daylight mode
 - Integrated steel bumper
 - Differential lock (SYC122)
 - Deck protection rails



BRIGGS & STRATTON® ENGINE
The Briggs & Stratton 8270 PXi engine features an oil filter and pressure lubrication.



SYC122

DUKE™

LAWN TRACTORS WITH HIGH DUMP COLLECTOR



SYC122HD

The Duke™ HD collecting lawn tractor is built for demanding users, combining semi-professional design with commercial-grade components for unmatched performance.

With innovative high dump functionality, this range sets a new standard. Powerful and easy to operate, it takes the hassle out of emptying the collector, making large-scale collection tasks more efficient than ever. Under the hood, the High Dump Series features a Briggs & Stratton engine, a Tuff Torq K664 transmission, and reinforced commercial-grade components, including heavy-duty bearings, spindles, pulleys and belts.



HEIGHT-OF-CUT ADJUSTMENT

Your height-of-cut can easily be adjusted between 25 and 95 mm in 7 steps. Set a minimum height with the integrated limiter.



STEERING WHEEL SPINNER KNOB

The steering wheel with a knob allows for effortless one-handed operation, making maneuvering and backing up significantly easier.



HIGH-LIFT MECHANISM

The electric-activated high dump system makes unloading fast and effortless. Operation is smooth and simple with two intuitive buttons, one to raise and lower the collector and another to open and close.



DIFFERENTIAL LOCK

Provides better traction in slippery conditions.

QUICK SPECIFICATIONS

DUKE™ SYC102HD / SYC102XD

Power	
Engine Model	Briggs & Stratton 8270 PXi V-Twin
Cylinders	2
Transmission	
Type	Tuff-Torq® K664 Hydrostatic with differential lock
Mower	
Cutting Width	102 cm
Mower Deck Type	Stamped Steel
Deck Configuration	2WD / 4WD
Seat	Premium high-back seat
Collection Bag	400 litres

DUKE™ SYC122HD

Engine Model	Briggs & Stratton 8270 PXi V-Twin
Cylinders	2
Transmission	Tuff-Torq® K664 Hydrostatic with differential lock
Cutting Width	122 cm
Mower Deck Type	Stamped Steel
Deck Configuration	2WD
Seat	Premium high-back seat
Collection Bag	400 litres

KEY FEATURES

- Frame hung mower deck with 4 anti-scalp wheels
- Hydrostatic transmission
- High dump collection system
- Cast iron front axle
- Cruise control
- Large 20" rear tyres
- Electric blade engagement
- 12 litre fuel tank
- Front wheel ball bearing
- Premium, high-back seat
- LED headlights with daylight mode
- Integrated steel bumper
- Differential lock
- Protection rails
- Replaceable mower deck rails



BRIGGS & STRATTON® ENGINE

The Briggs & Stratton 8270 PXi engine features an oil filter and pressure lubrication.



COURIER™

ZERO TURN MOWERS

COMPACT & EASY TO NAVIGATE.



The SZT105 brings a whole new level of performance to the comprehensive Courier™ zero turn range. Designed for maximum garden access, this compact zero turn mower gets to places other zero turns cannot go. Its compact size makes it easy to navigate even the tightest parts of your lawn and takes up less space when in storage.

CENTRECUT™
CONVERTIBLE MOWING TECHNOLOGY

Our convertible CentreCut™ mowing technology offers total flexibility without stress of choice when buying your next mower.

With the side discharge kit fitted you will have the highest mowing capacity possible. The rear discharge kit comes with a half height mulching baffle and Eliminator® blades and provides a perfect balance between mowing capacity and mulching performance. If you require the best mulching performance, you can mount the optional mulching kit.



USER COMFORT GUARANTEED

A compact zero turn with high levels of comfort. A big seat with armrests and plenty of legroom.



FOOT-ASSISTED MOWER DECK LIFT

Adjust the cutting height conveniently in 7 steps, ranging from 38 to 110 mm.



COMPACT DESIGN

With 98 cm total width, the SZT105 is the smallest in the range delivering unparalleled garden access.



CENTRECUT™ MOWER DECK

The fabricated mower deck with reinforced top, side skirts, corners and a steel front edge ensures durability and a quality cut for years to come.



QUICK SPECIFICATIONS

COURIER™ SZT105

Power

Engine Model	Briggs & Stratton 7220 EXi V-Twin
Cylinders	2

Transmission

Type	Hydro-Gear® EZT®
------	------------------

Mower

Cutting Width	91 cm
Mower Deck Type	Fabricated Steel



BRIGGS & STRATTON® ENGINE

The Briggs & Stratton EXi engine provides consistent starting and guarantees durable performance.

KEY FEATURES

- Fabricated steel CentreCut™ mower deck
- Hydrostatic transmission
- Powerful Briggs & Stratton engine
- 11 litre fuel tank
- Foot operated mower deck lift
- Comfortable mid-back seat with armrests
- Twin-lever steering controls with tracking adjustment for comfortable operation
- Cargo bed optional
- Electric blade engagement
- Integrated parking brake



For accessories see page 30.

COURIER™

ZERO TURN MOWERS

THE ZERO TURN
THAT DOES
SO MUCH
MORE!



SZT275

Our convertible CentreCut™ mowing technology offers total flexibility without stress of choice when buying your next zero turn mower.

The Courier™ SZT175 and SZT275 zero turns will be delivered by your dealer with either a side or rear discharge configuration kit already fitted. Should you need a different cutting configuration in the future, then you will only need a new kit instead of buying a whole new mower deck or even a new zero turn.



WITH SUSPENSION



CARGO BED

On-the-go versatility and convenience for working in the garden. Optional on the SZT175, included on SZT275.



FRONT AND REAR SUSPENSION

Having both front and rear suspension ensures a very comfortable ride and increased mowing speed.

CENTRE CUT™

CONVERTIBLE MOWING TECHNOLOGY



With side discharge kit fitted



With rear discharge kit fitted

CENTRE CUT™ MOWER DECK

The CentreCut™ equipped zero turns come in a pre-configured side or rear discharge version. With an optional kit you can easily convert to a different mowing configuration if needed.

With the side discharge kit fitted you will have the highest mowing capacity possible. The rear discharge kit comes with a half height mulching baffle and Eliminator® blades and provides a perfect balance between mowing capacity and mulching performance. If you mount the optional mulching kit, you will have the best mulching performance.

QUICK SPECIFICATIONS

COURIER™ SZT175

COURIER™ SZT275

Power

Engine Model	Briggs & Stratton 7220 EXi V-Twin
Cylinders	2

Briggs & Stratton 8240 PXi V-Twin
2

Transmission

Type	Hydro-Gear® EZT®
------	------------------

Hydro-Gear® EZT®

Mower

Cutting Width	107 cm
Mower Deck Type	CentreCut™ Fabricated Steel
Suspension	Front
Seat	Mid-back seat

122 cm
CentreCut™ Fabricated Steel
Front and Rear
Premium, mid-back seat

KEY FEATURES

- Front suspension (SZT175)
- Front and rear suspension (SZT275)
- 107 or 122 cm fabricated steel CentreCut™ mower deck with anti-scalp wheels
- Available in side or rear discharge configuration
- Briggs & Stratton engines with 11 litres fuel tanks
- Foot operated mower deck lift
- Mid-back seat with armrests (SZT175)
- Premium mid-back seat with armrests (SZT275)
- Twin-lever steering controls with tracking adjustment
- Cargo bed included
- Electric blade engagement
- Integrated parking brake
- Large 20" rear tyres (SZT275)



BRIGGS & STRATTON® ENGINE
The Briggs & Stratton PXi engine features an oil filter and pressure lubrication.



SZT275

COURIER™

ZERO TURN MOWERS

PROFESSIONAL INSPIRATION
FOR PREMIUM PERFORMANCE.



More than just a zero turn mower with a great quality cut, the integrated cargo bed along with other great features makes the Courier™ SZT350 a versatile workhorse in a category of its own.

WITH FRONT AND REAR SUSPENSION



CARGO BED

On-the-go versatility and convenience for working in the garden.



FRONT AND REAR SUSPENSION

Having both front and rear suspension ensures a very comfortable ride and increased mowing speed.



FABRICATED MOWER DECK

The 132 cm rugged fabricated mower deck with reinforced top, side skirts, corners and a steel front edge ensures durability and a quality cut for years to come.



PROFESSIONAL TRANSMISSION

Hydro-Gear® ZT-2800® Transaxles providing tough and smooth operation.



QUICK SPECIFICATIONS

COURIER™ SZT350

Power

Engine Model	Briggs & Stratton 8270 PXi V-Twin
Cylinders	2

Transmission

Type	Hydro-Gear® ZT-2800®
------	----------------------

Mower

Cutting Width	132 cm
Mower Deck Type	Fabricated Steel
Suspension	Front and Rear
Seat	Premium, mid-back seat



BRIGGS & STRATTON® ENGINE
The Briggs & Stratton 8270 PXi engine features an oil filter and pressure lubrication.



KEY FEATURES

- Fabricated steel mower deck
- Front and rear suspension
- Centered rear rollers
- Hydrostatic transmission
- Powerful Briggs & Stratton engine
- 11 litre fuel tank
- Foot operated mower deck lift
- Premium mid-back seat with armrests
- Twin-lever steering controls with tracking adjustment for comfortable operation
- Cargo bed included
- Electric blade engagement
- Integrated parking brake
- Large 20" rear tyres

SPECIFICATIONS TRACTORS

TRACTOR	REGENT™ SLT110	REGENT™ SLT175	REGENT™ SLT210SE	REGENT™ SLT275
Power				
Engine	Briggs & Stratton 7220 EXi V-Twin	Briggs & Stratton 7220 EXi V-Twin	Briggs & Stratton 7220 EXi V-Twin	Briggs & Stratton 8240 PXi V-Twin
Cylinders	2	2	2	2
Starting	Electric, Key Start	Electric, Key Start	Electric, Key Start	Electric, Key Start
Fuel Capacity (litre)	15	15	15	15
Transmission				
Brand	Tuff-Torq® K46	Tuff-Torq® K46	Tuff-Torq® K46	Tuff-Torq® K46
Type	Hydro	Hydro	Hydro	Hydro
Speed Fwd. (km/h)	0 - 7,4	0 - 6,9	0 - 6,9	0 - 8,0
Speed Rev. (km/h)	0 - 5,0	0 - 4,4	0 - 4,4	0 - 5,3
Traction Control	-	-	-	-
Chassis				
Front Axle	Cast Iron	Cast Iron	Cast Iron	Cast Iron
Front Tyres (inch)	15 x 6	15 x 6	15 x 6	15 x 6
Rear Tyres (inch)	20 x 8	22 x 10	22 x 10	22 x 9,5
Power Steering	-	-	-	-
Seat	Mid-Back, Adjustable	Premium Mid-Back, Adjustable	Premium Mid-Back, Adjustable	Premium Mid-Back, Adjustable
Suspension	-	-	-	-
Mower				
Cutting Width	42" (107 cm)	42" (107 cm)	46" (117 cm)	48" (122 cm)
Deck Configuration	Side Discharge	CentreCut™	Side Discharge	CentreCut™
Deck Construction	Stamped Steel	Fabricated Steel	Stamped Steel	Fabricated Steel
Anti-scalp Wheels/Rear Rollers	4	4	4	4
Blades	2	2	3	3
Cutting Height (mm)	43 - 86	38 - 89	32 - 95	38 - 89
Cutting Height Positions	7 / Manual	7 / Manual	7 / Manual	7 / Manual
Collector Capacity (l)	-	-	-	-
Washout Port	-	Yes	Yes	Yes
Dimensions				
Length (cm)	185	185	185	185
Width SD (deflector up/down)	127 / 134	112 / 139	131 / 149	125 / 151
Width RD	-	112	-	125
Height	111	117	117	117
Weight (kg)	213	232	224	247
Features				
Headlights	LED	LED	LED	LED
Cruise Control	Yes	Yes	Yes	Yes
Hour Meter	-	Yes	Yes	Yes
Maintenance Monitor	-	-	-	Yes
USB Socket	-	-	-	-
Fuel Gauge	Sight gauge in seat deck	Sight gauge in seat deck	Sight gauge in seat deck	Sight gauge in seat deck
Mulch Kit/Plug	Optional	Optional	Optional	Optional
Warranty*	3-Year Limited	3-Year Limited	3-Year Limited	3-Year Limited

* Applies to residential use only. See operator's manual for complete warranty details.



BROADMOOR™ SYT410	BARON™ SLC92	BARON™ SLC102	DUKE™ SYC102	DUKE™ SYC122
Briggs & Stratton 8270 PXi V-Twin 2 Electric, Key Start 16	Briggs & Stratton 7160 EXi V-Twin 2 Electric, Key Start 8	Briggs & Stratton 7220 PXi V-Twin 2 Electric, Key Start 8	Briggs & Stratton 8240 PXi V-Twin 2 Electric, Key Start 12	Briggs & Stratton 8270 PXi V-Twin 2 Electric, Key Start 12
Tuff-Torq® K62 High Speed Hydro with ACT™ 0 - 9,4 0 - 5,9 ACT™	Tuff-Torq® K46 Hydro 0 - 8,0 0 - 5,0 -	Tuff-Torq® K46 Hydro 0 - 8,0 0 - 5,0 -	Tuff-Torq® K46 Hydro 0 - 8,0 0 - 5,0 -	Tuff-Torq® K62 Hydro 0 - 8,0 0 - 5,0 Differential Lock
Cast Iron 16 x 6,5 22 x 10 Electric High-Back Mesh, Adjustable Rear	Cast Iron 15 x 6 18 x 8,5 - Premium Mid-Back, Adjustable -	Cast Iron 15 x 6 18 x 8,5 - Premium Mid-Back, Adjustable -	Cast Iron 16 x 6,5 20 x 10 - Premium High-Back, Adjustable -	Cast Iron 16 x 6,5 20 x 10 - Premium High-Back, Adjustable -
48" (122 cm) Side Discharge, Free Floating™ Fabricated Steel Full-Width Striping Roller 3 32 - 102 Infinite / Electric - Yes	36" (92 cm) Rear Collection Stamped Steel - 2 30 - 90 6 / Manual 300 Yes	40" (102 cm) Rear Collection Stamped Steel 4 2 30 - 90 6 / Manual 300 Yes	40" (102 cm) Rear Collection Stamped Steel 4 2 25 - 95 7 / Manual 320 Yes	48" (122 cm) Rear Collection Stamped Steel 4 2 25 - 95 7 / Manual 380 Yes
196 123 / 149 - 125 338	243 - 95 114 226	243 - 106 117 255	243 - 108 132 271	243 - 126 132 295
LED Yes Yes Yes - Electronic in dash Optional 3-Year Limited	LED - Yes - - - Optional 2-Year Limited	LED - Yes - - - Optional 2-Year Limited	LED Yes Yes - 1x USB-C, 1x USB-A Sight gauge in seat deck Included 2-Year Limited	LED Yes Yes - 1x USB-C, 1x USB-A Sight gauge in seat deck Included 2-Year Limited

SPECIFICATIONS TRACTORS & ZERO TURNS

TRACTOR	DUKE™ SYC102HD	DUKE™ SYC102XD	DUKE™ SYC122HD
Power			
Engine	Briggs & Stratton 8270 PXi V-Twin	Briggs & Stratton 8270 PXi V-Twin	Briggs & Stratton 8270 PXi V-Twin
Cylinders	2	2	2
Starting	Electric, Key Start	Electric, Key Start	Electric, Key Start
Fuel Capacity (litre)	12	12	12
Transmission			
Brand	Tuff-Torq® K664	Tuff-Torq® K664	Tuff-Torq® K664
Deck configuration	2WD	4WD	2WD
Type	Hydro	Hydro	Hydro
Speed Fwd. (km/h)	0 - 8,0	0 - 8,0	0 - 8,0
Speed Rev. (km/h)	0 - 5,0	0 - 5,0	0 - 5,0
Traction Control	Differential Lock	Differential Lock	Differential Lock
Chassis			
Front Axle	Cast Iron	Cast Iron	Cast Iron
Front Tyres (inch)	16 x 6,5	16 x 6,5	16 x 6,5
Rear Tyres (inch)	20 x 10	20 x 10	20 x 10
Power Steering	-	-	-
Seat	Premium High-Back, Adjustable	Premium High-Back, Adjustable	Premium High-Back, Adjustable
Suspension	-	-	-
Mower			
Cutting Width	40" (102 cm)	40" (102 cm)	48" (122 cm)
Deck Configuration	Rear Collection	Rear Collection	Rear Collection
Deck Construction	Stamped Steel with protection rails	Stamped Steel with protection rails	Stamped Steel with protection rails
Anti-scalp Wheels/Rear Rollers	4	4	4
Blades	2	2	2
Cutting Height (mm)	25 - 95	25 - 95	25 - 95
Cutting Height Positions	7 / Manual	7 / Manual	7 / Manual
Collector Capacity (l)	400	400	400
Maximum Lift Height (cm)	187	187	187
Washout Port	Yes	Yes	Yes
Dimensions			
Length (cm)	286	286	286
Width RD	108	108	126
Height	143	143	143
Weight (kg)	389	399	392
Features			
Headlights	LED	LED	LED
Cruise Control	Yes	Yes	Yes
Hour Meter	Yes	Yes	Yes
USB Socket	1x USB-C, 1x USB-A	1x USB-C, 1x USB-A	1x USB-C, 1x USB-A
Fuel Gauge	Sight gauge in seat deck	Sight gauge in seat deck	Sight gauge in seat deck
Warranty**	2-Year Limited	2-Year Limited	2-Year Limited

* 22,7 kg. capacity, do not overload; do not carry passengers. See operator's manual for details. ** Applies to residential use only. See operator's manual for complete warranty details.



ZERO TURN		COURIER™ SZT105	COURIER™ SZT175	COURIER™ SZT275	COURIER™ SZT350
Power					
Engine		Briggs & Stratton 7220 EXi V-Twin	Briggs & Stratton 7220 EXi V-Twin	Briggs & Stratton 8240 PXi V-Twin	Briggs & Stratton 8270 PXi V-Twin
Cylinders		2	2	2	2
Starting		Electric, Key Start	Electric, Key Start	Electric, Key Start	Electric, Key Start
Fuel Capacity (litre)		11	11	11	11
Transmission					
Brand		Hydro-Gear® EZT®	Hydro-Gear® EZT®	Hydro-Gear® EZT®	Hydro-Gear® ZT-2800®
Drive Type		Dual Transmissions	Dual Transmissions	Dual Transmissions	Dual Transmissions
Type		Hydro	Hydro	Hydro	Hydro
Speed Fwd. (km/h)		0 - 8,0	0 - 9,0	0 - 11,0	0 - 12,0
Speed Rev. (km/h)		0 - 4,0	0 - 4,0	0 - 4,0	0 - 4,0
Chassis					
Frame		Steel	Steel	Steel	Steel
Front Axle		Steel Fixed	Steel Pivoting	Steel Pivoting	Steel Pivoting
Tyres Front/Rear (inch)		11 x 4 / 18 x 6,5	11 x 6 / 18 x 8,5	11 x 6 / 20 x 10	11 x 6 / 20 x 10
Seat		Mid-Back, Adjustable with Armrests	Mid-Back, Adjustable with Armrests	Premium Mid-Back, Adjustable with Armrests	Premium Mid-Back, Adjustable with Armrests
Suspension		-	Front	Front and Rear	Front and Rear
Mower					
Cutting Width		36" (91cm)	42" (107 cm)	48" (122 cm)	52" (132 cm)
Deck Configuration		CentreCut™	CentreCut™	CentreCut™	Side Discharge
Deck Construction		Fabricated Steel	Fabricated Steel	Fabricated Steel	Fabricated Steel
Deck / Attachment Lift		Mechanical	Mechanical	Mechanical	Mechanical
Blade Engagement		Electric	Electric	Electric	Electric
Anti-scalp Wheels		-	2	2	2
286 Rear Rollers		Optional Striping	Optional Striping	Optional Striping	Centered rear roller
Blades		2	2	3	3
Cutting Height (mm)		38 - 110	38 - 110	38 - 110	38 - 110
Cutting Height Positions		7 / Manual	13 / Manual	13 / Manual	13 / Manual
Dimensions					
Length (cm)		178	187	187	187
Width SD (deflector up/down)		98 / 136	112 / 139	125 / 151	136 / 167
Width RD (cm)		98	112	125	-
Height (cm)		107	101	105	105
Weight (kg)		226	263	307	330
Features					
Washout Port		Standard	Standard	Standard	Standard
Cargo Bed*		Optional	Optional	Included	Included
Hour meter		Yes	Yes	Yes	Yes
Fuel Gauge		-	Yes, in tank	Yes, in tank	Yes, in tank
Mulch Kit/Plug		Optional	Optional	Optional	Optional
Warranty**		3-Year Limited	3-Year Limited	3-Year Limited	3-Year Limited

ACCESSORIES TRACTORS

DESCRIPTION	PART#	REGENT™ SLT110	REGENT™ SLT175	REGENT™ SLT210SE	REGENT™ SLT275
MODEL NUMBER (TRACTOR)		2692020	2691926	2691683	2691927
MODEL NUMBER (MOWER DECK)		1696767	1697442	1696798	1697443
Armrest Kit	1687810	•	•	•	•
Height-of-Cut Limiter	84011449				
Rear Deflector Chute	1697608				
Sweeping Brush 120 cm Requires: Multi Front Carrier Requires: Drive Kit Requires: Drive Belt	1697555				
Snow Blade 120 cm Requires: Standard Front Carrier	1697547				
Snow Blade 120 cm Requires: Multi Front Carrier	1697553				
Snow Thrower 100 cm Requires: Multi Front Carrier Requires: Drive Kit Requires: Drive Belt Requires: Chute Control Kit	1697554				
Snow Chains (Pair for 18" tyres)	1697611				
Snow Chains (Pair for 20" tyres)	1697562				
Mulch Plug					
Mulch Kit for Side Discharge Deck		1696374YP		1696910	
Configuration Kit Side Discharge			1697446		1697448
Configuration Kit Rear Discharge			1697447		1697449
Mulching Baffle Full Height			84007258		84007244
Triple Bag Collector Requires: Deck Boot Adapter Optional: Turbo Fan					
Deck Boot Adapter		1697367A	1697367A	1697375A	1697376A
Weight, 15kg Requires: Weight Carrier, Rear	1691319SM 1694922SM	• •	• •	• •	
Wheel Weights (requires 2 pcs)	1690555SM	•	•	•	
Weight Carrier, Front	1694155SM				
Snow Chains, 22" x 10" Tyres	1695092SM		•	•	•
Striping Roller Kit*			1697537		1697537

* Compatible with 2022 and newer CentreCut™ mower decks.



BROADMOOR™ SYT410	BARON™ SLC92	BARON™ SLC102	DUKE™ SYC102	DUKE™ SYC122	DUKE™ SYC102HD/XD	DUKE™ SYC122HD
2692022	2692050	2692051	2692052	2692053	2692080 / 2692081	2692082
-	-	-	-	-		
	•	•	•	•	•	•
			•	•	•	•
	•	•	•	•	•	•
			•	•	•	•
			1697556	1697556	1697556	1697556
			1697559	1697559	1697559	1697559
			84012447	84012447	84012447	84012447
	•	•	•	•	•	•
	1697607	1697607	1697557	1697557	1697557	1697557
			•	•	•	•
			1697556	1697556	1697556	1697556
			•	•	•	•
			1697556	1697556	1697556	1697556
			1697559	1697559	1697559	1697559
			84012447	84012447	84012447	84012447
			1697618	1697618	1697618	1697618
	•	•				
			•	•	•	•
	1697609	1697606				
1696909						
1697363A						
1697376A						
1696750A						
1697376A						
•						
•						
•						
•						

ACCESSORIES ZERO TURNS

DESCRIPTION	PART#	COURIER™ SZT105	COURIER™ SZT175	COURIER™ SZT275	COURIER™ SZT350
MODEL NUMBER		2692021	2691923	2691922	2691696
Configuration Kit Side Discharge		1697523	1697446	1697448	
Configuration Kit Rear Discharge		1697524	1697447	1697449	
Mulch Kit (Eliminator®)					1696908
Mulching Baffle Full Height		84008240	84007258	84007244	
Twin Bag Collector	1697408A	•	•	•	•
Requires: Deck Boot Adapter		1697101	1697373A	1697376A	
Requires: Deck Boot Adapter + Turbo Fan					1696768A
Cargo Bed Kit	1696711	•	•		
Service Jack	5601080	•	•	•	•
Requires: Service Jack Mount	5601098	•	•	•	•
Striping Roller Kit*		1697535	1697536	1697536	

Not all accessories shown in this catalogue may be available in your country.
Please contact your dealer for further details.





Weight carriers front / rear



Wheel weights



Mulch kit



Cargo Bed



Twin bag collector



Sweeping brush 120 cm (SYC)



Snow chains



Snow thrower 100 cm (SYC)



Snow blade 120 cm (SLC & SYC)

SERVICE JACK

For easy maintenance access to the underside of the mowing deck.



STRIPING ROLLER KIT*

A well-manicured lawn deserves perfect stripes.

* Compatible with 2022 and newer CentreCut™ mower decks.



Simplicity
CENTURY OF STRIPES • 1922-2022®




www.simplicitymfg.eu



SimplicityEurope

YOUR SIMPLICITY® DEALER:



BRIGGS & STRATTON NETHERLANDS BV SCHEPERSWEG 4C 6049 CV HERTEN THE NETHERLANDS tel: +31 (0)475 408 383

© 2025 ALL RIGHTS RESERVED.

BRIGGS & STRATTON HAS A POLICY OF CONTINUOUS PRODUCT IMPROVEMENT AND RESERVES THE RIGHT TO MODIFY ITS SPECIFICATIONS AT ANY TIME AND WITHOUT PRIOR NOTICE.
PRODUCTS MAY VARY FROM IMAGES SHOWN. 01/2025EUN