



Parts Manual

Mfg. No: 5901748

Cobalt, 28 HP Briggs & Stratton w/ 61"
Mower Deck & R.O.P.S.



5600749 - 61" iCD TURBO-Pro Max; 3-Bag Grass Collection System (200XT/IS2100Z/210/ISX2200).....

5600891 - Roll Bar Mounted LED Headlight Kit.

5600031SM - Hitch Kit, ZTR.

5600898 - Grass Mulcher Kit, 61" Mower Deck.

5023279YP - Caster Flat Free.

5106325 - SEAT, HIGH BACK, SUSP, SWITCH&SEAT BELTS.

Not For
Reproduction

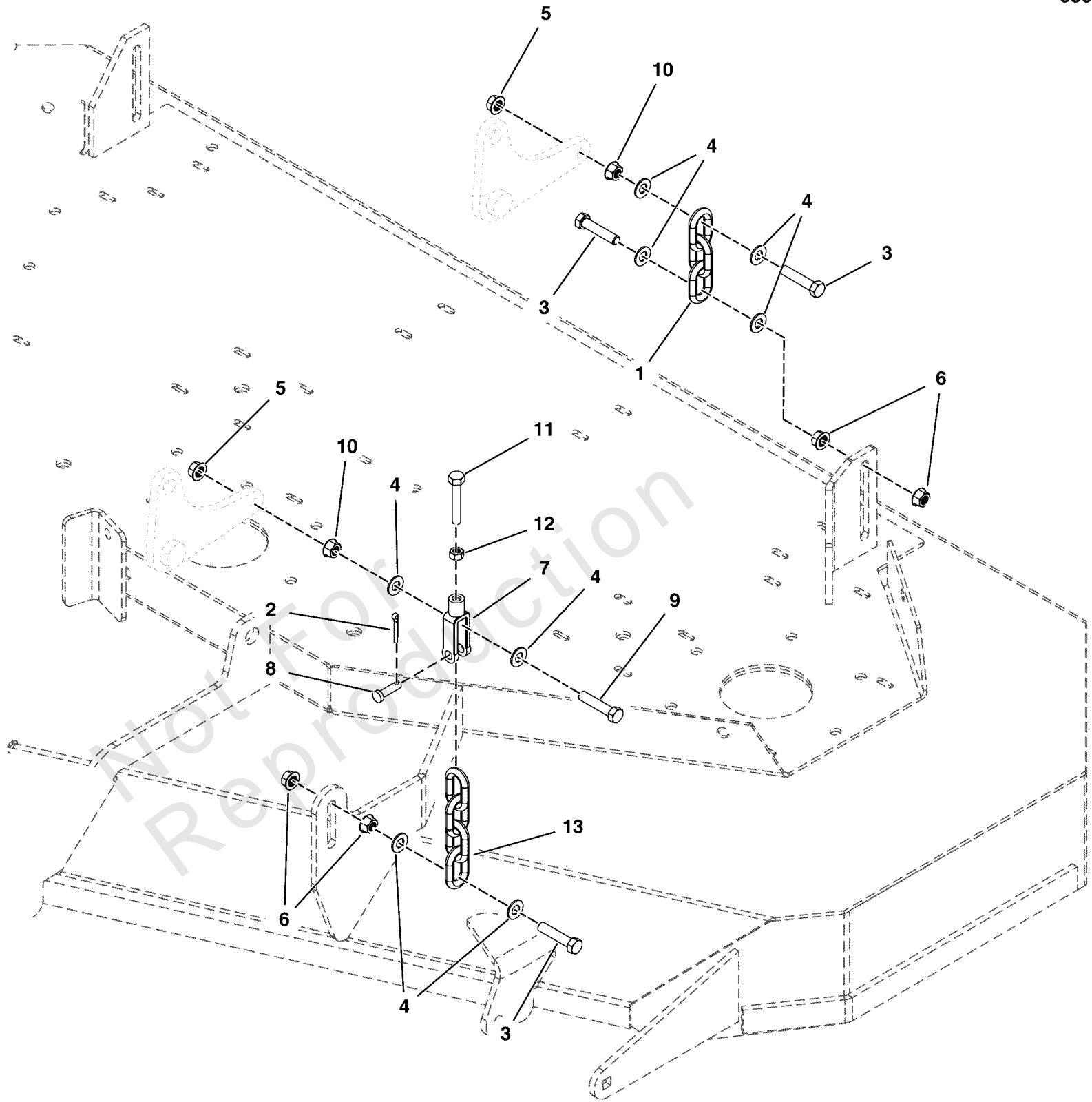
Model Components	Page
61" Mower Deck Group - Hanger Chains.	4
61" Mower Deck Group - Housing, Covers, Spindles & Blades - 2-Belt System.	6
61" Mower Deck Group - Pulleys, Belts & Idler Arms - 2-Belt System.	8
61" Mower Deck Group - Rear Roller.	12
61" Mower Deck Group - Rollers S/N: 2017954955 & Below.	14
61" Mower Deck Group - Rollers S/N: 2017954956 & Above.	16
Decal Group - Brand & Model.	18
Decal Group - Safety & Operation.	20
Deck Lift Group - Puller Bar.	22
Deck Lift Group S/N: 2017954955 & Below.	24
Deck Lift Group S/N: 2017954956 & Above.	28
Electrical Group.	30
Engine & PTO Group - Briggs & Stratton EFI (Remote Oil Tank).	32
Engine Remote Oil Tank, Hoses, & Mount Group.	34
Fuel Supply Hose, Tank Replacement Parts, and EVAP Group - S/N: 2017765516 & Below.	36
Fuel Supply Hose, Tank Replacement Parts, and EVAP Group - S/N: 2017765517 & Above.	38
Fuel Tank & Mount Group.	40
Hydraulic Group.	42
Instrument Control Panel Group.	44
Main Frame & Front Suspension Group.	46
Motion Control Group - Control System.	48
Motion Control Group - Handles & Dampeners.	50
Parking Brake Group.	52
Rear Bumper & ROPS Group S/N: 2018007563 & Below.	54
Rear Bumper & ROPS Group S/N: 2018007564 to 4000015530.	56
Rear Bumper and ROPS Group S/N: 4000015531 & Above.	58
Rear Suspension Group.	60
Seat Mount and Floor Group S/N: 4000875836 and Below.	62
Seat Mount and Floor Group S/N: 4000875837 and Above.	64
Transaxle Drive Group.	66
Transaxle SERVICE Parts.	68
Wheel & Tire Group.	70
Torque Specification Chart.	72

61" Mower Deck Group - Hanger Chains

Note: Unless noted otherwise, use the standard torque specifications

Mfg. No: 5901748

5303514



61" Mower Deck Group - Hanger Chains

REF NO	PART NO	QTY	DESCRIPTION
1	5050878X3SM	2	CHAIN, 5/16" GD30, 3
2	703312	2	PIN, COTTER, 3/32X.75
3	5025013X14SM	6	BOLT, 3/8-16 X 1-3/4"
4	703590	12	WASHER, FLAT, .406 -(5025156)
5	5025100SM	4	NUT, 3/8-16 HEX SIDE
6	5025128SM	8	NUT, 3/8-16 HEX SERRA
7	5100375YP	2	CLEVIS, 5/16-18, 3/8
8	5025214X9SM	2	PIN - CLEVIS
9	5025013X16SM	2	BOLT, 3/8-16 X 2 GD5 YZ
10	5025034SM	4	NUT, 3/8-16 HEX
11	5025055X14SM	2	BOLT, 5/16-18 X 1-3/4
12	5025032SM	2	NUT, 5/16-18 HEX
13	5050878X4YP	2	CHAIN, 5/16", 4 LINKS

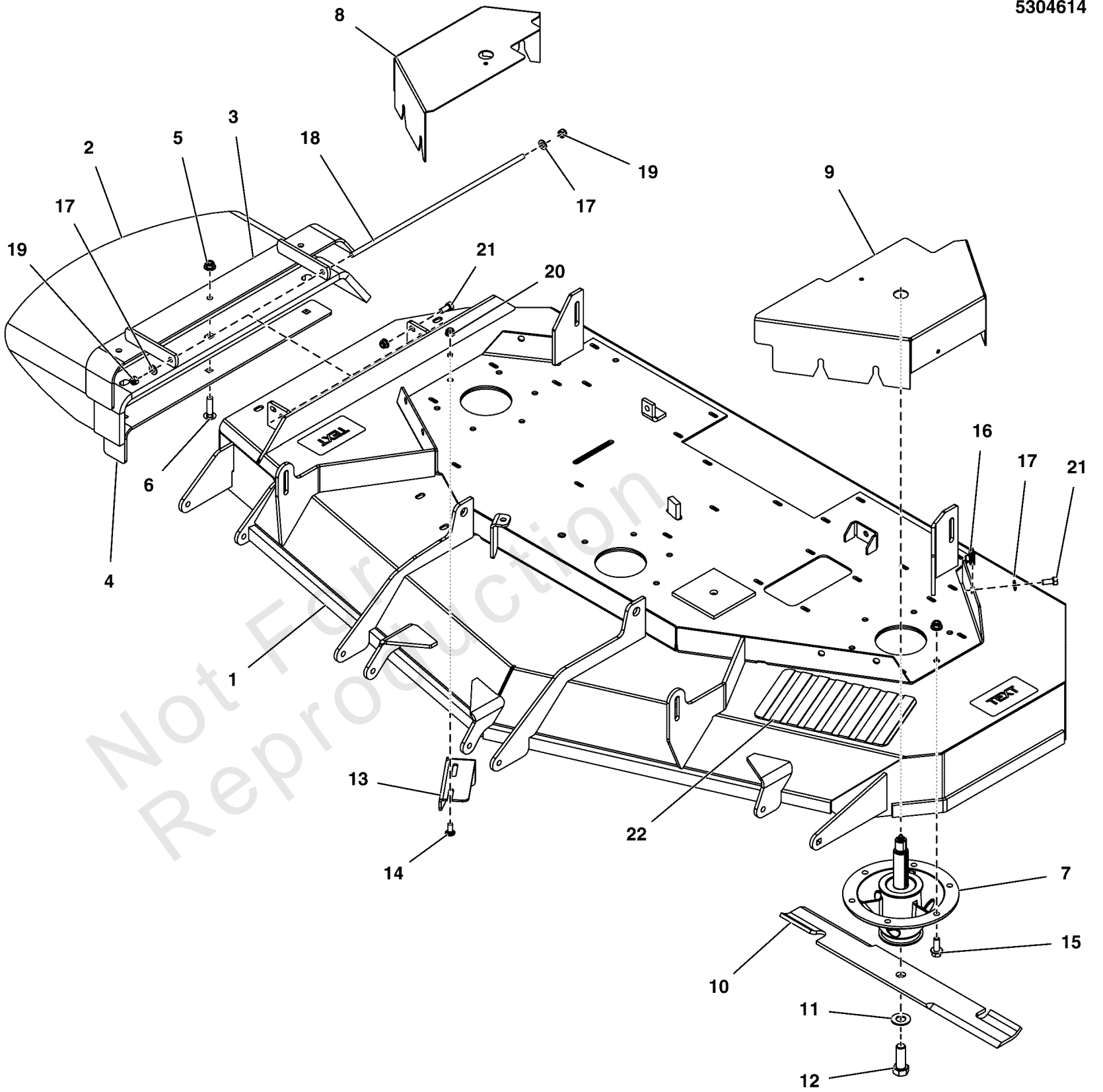
Not For Reproduction

61" Mower Deck Group - Housing, Covers, Spindles & Blades - 2-Belt System

Note: Unless noted otherwise, use the standard torque specifications

Mfg. No: 5901748

5304614



61" Mower Deck Group - Housing, Covers, Spindles & Blades - 2-Belt System

REF NO	PART NO	QTY	DESCRIPTION
1	5600974YP	1	DECK SHELL W/DECALS, 61,COBALT(5414870C) -(S/N: 2017954955 & Below)
1	5601111YP	1	DECK SHELL W/ DECALS,COBALT-61(5422058C) -(S/N: 2017954956 & Above)(Refer to Note: *)
2	84011105	1	CHUTE, Discharge -(5104442)
3	5413387AYP	1	WELD, MOUNT, DISCHARGE CHUTE - BLK
4	5413385AYP	1	SUPPORT, DISCHARGE CHUTE - BLK
5	5025394SM	21	NUT, 3/8-16 HEX NYLOCK
6	5025146X12YP	3	BOLT, 3/8-16 X 1-1/2
7	5104744YP	3	ASSEMBLY-SPINDLE
8	5415574CYP	1	GUARD, Belt -(Right)
9	5415575CYP	1	GUARD, Belt -(Left)
10	5101755BMYP	3	BLADE, 21 X .25 X 2.5
11	5025477SM	3	WASHER, 5/8" YZ
12	770136	3	BOLT
13	5401344AYP	1	PLATE, Deflector
14	5025145X6SM	2	BOLT, 5/16-18 X 3/4",
15	5025390X8YP	18	BOLT, Flange, 3/8-16 X 1, GR 5
16	5022308SM	6	BODY CLIP, 5/16-18 X
17	703302	6	WASHER, 5/16 -(5025155)
18	5061300SM	1	MOUNT, Chute
19	5025045SM	2	NUT, 5/16-24 HEX NYLO
20	703115	3	NUT -(5025392)
21	5025011X6SM	7	BOLT, 5/16-18 X 3/4"
22	5101005SM	1	SAFETY WALK

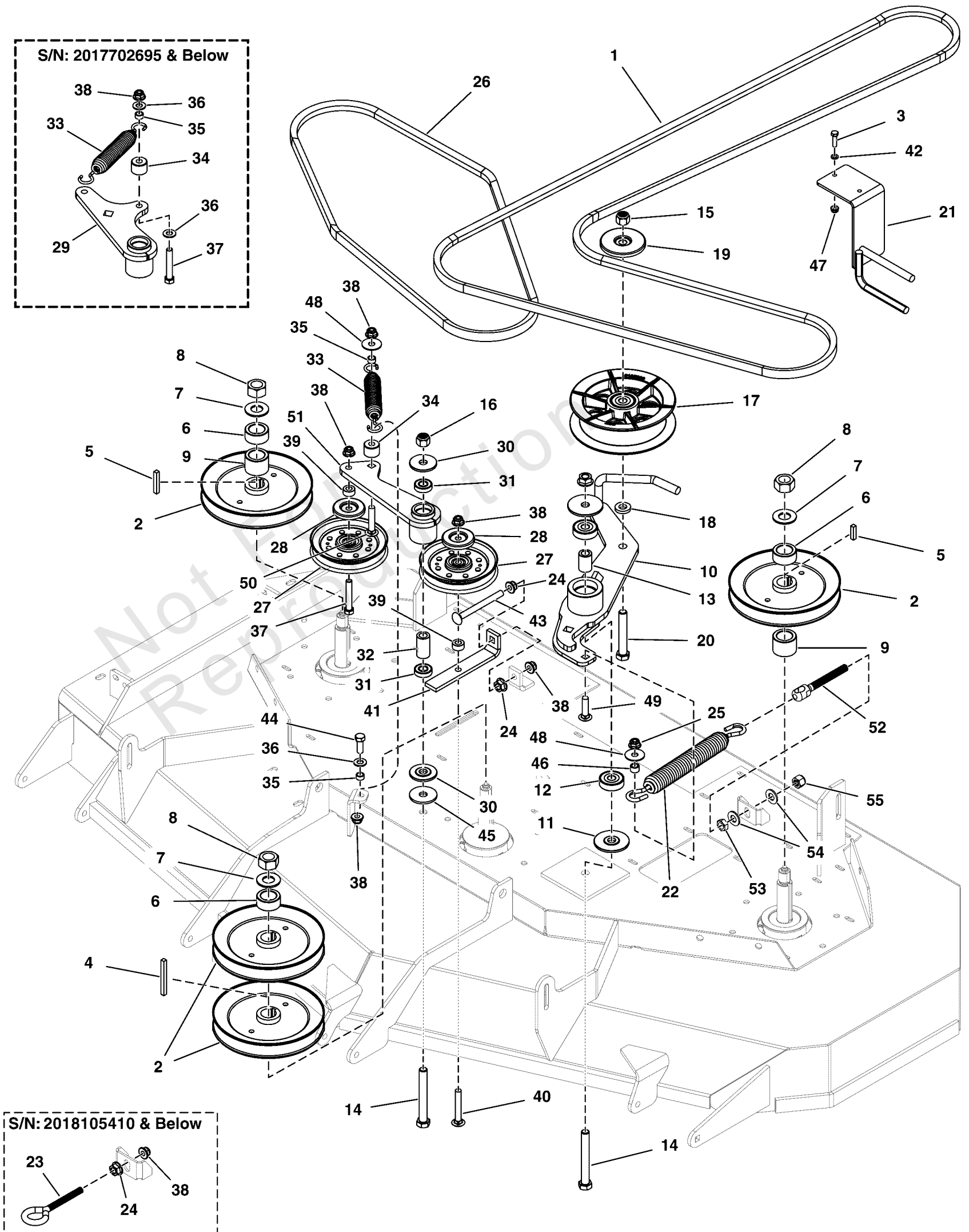
Footnotes:

Note: * If replacing the deck shell with decals on units in serial number range 2017954956 - 2018105410, you must also order 5105844YP - Qty: 1, 5025098SM - Qty: 1, 5025089SM - Qty: 1, 5025158SM - Qty: 2.

61" Mower Deck Group - Pulleys, Belts & Idler Arms - 2-Belt System

Note: Unless noted otherwise, use the standard torque specifications

Mfg. No: 5901748



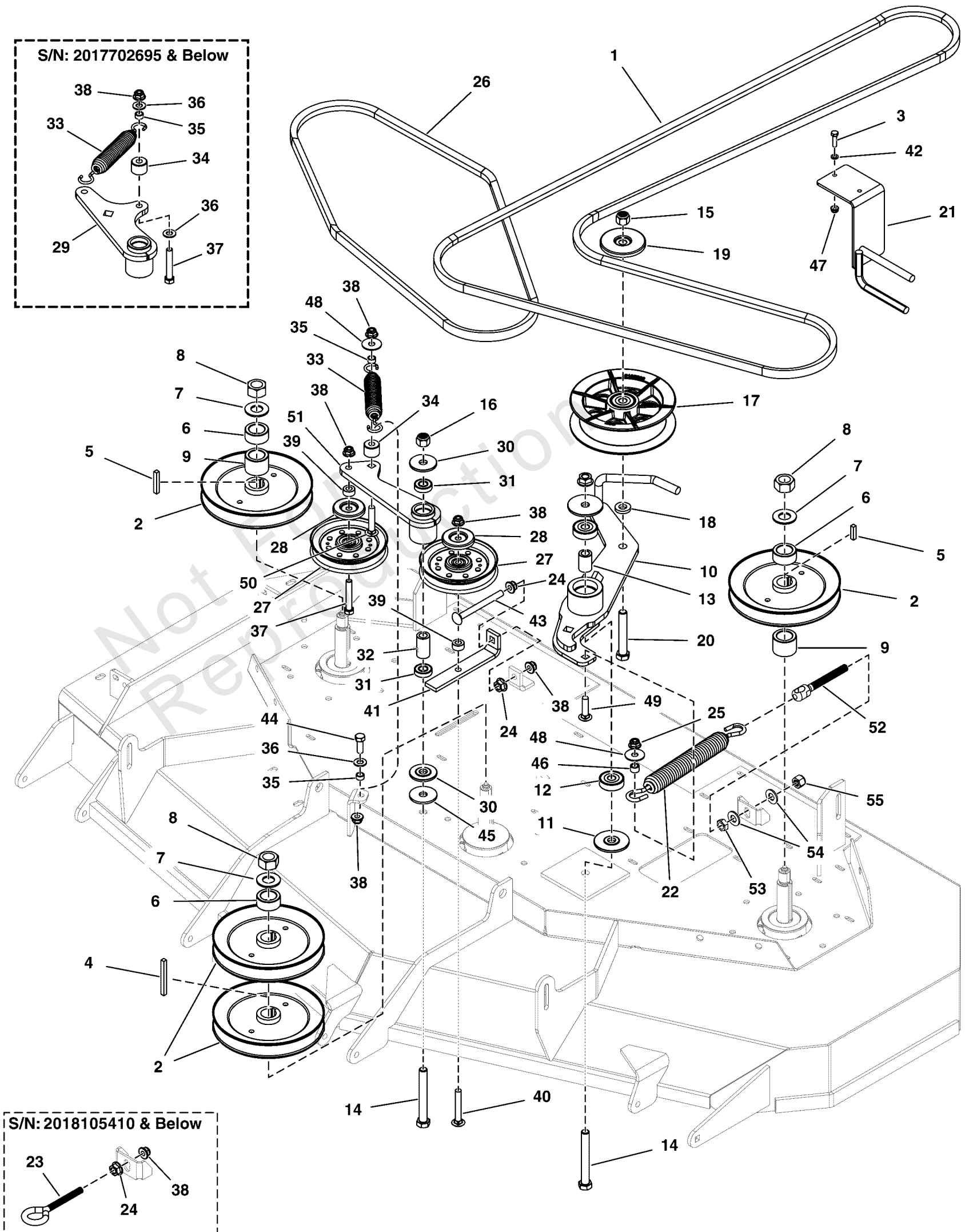
61" Mower Deck Group - Pulleys, Belts & Idler Arms - 2-Belt System

REF NO	PART NO	QTY	DESCRIPTION
1	5104982YP	1	BELT
2	5105004YP	4	PULLEY
3	5025010X8SM	2	BOLT, 1/4-20 X 1", GD
4	5050407X18SM	1	KEY - 1/4 SQX2 1/4
5	5050407X8SM	2	KEY, 1/4" SQ. X 1.00
6	5105047YP	3	SPACER
7	770223	3	WASHER, Belleville, 3/4
8	5025405SM	3	NUT, 3/4-16 HEX
9	5105048YP	2	SPACER
10	5415288AYP	1	ARM-IDLER
11	5104379YP	2	SPACER
12	5104383YP	2	BEARING
13	5104456YP	1	SPACER, .51 X .84 X 1
14	5025017X32YP	2	BOLT, 1/2-13 X 4 GD5
15	5025056YP	1	NUT, 1/2-13 HEX NYLON LOCK
16	5025396SM	2	NUT, Hex Flange, 1/2-13
17	84007049	1	PULLEY ASSEMBLY
18	5100520SM	1	SPACER .515X1.00X.218
19	5105041YP	1	SHIELD
20	5025017X26SM	1	BOLT, 1/2-13
21	5415993AYP	1	GUIDE, Belt
22	5105068YP	1	SPRING
23	5023497SM	1	EYE BOLT, 3/8-16 X 5" -(S/N: 2018105410 & Below)
24	5025128SM	2	NUT, 3/8-16 HEX SERRA -(Qty: 3 - S/N: 2018105410 & Below)
25	5025394SM	2	NUT, 3/8-16 HEX NYLOCK
26	5104780YP	1	BELT
27	84004874	2	PULLEY
28	5105033YP	2	SHIELD
29	-----	1	REPLACE W/ 5416161A & 5025146X16 -(S/N: 2017702695 & Below)
30	5103262YP	2	SPACER, IDLER ARM
31	7078243YP	2	BEARING, BALL, AXLE
32	5103812YP	1	SPACER, .52 X .84 X 1
33	5022847SM	1	SPRING, EXTENSION, SW
34	5043815YP	1	SPACER
35	5041930SM	2	SPACER, .38 X .50 X .
36	703590	1	WASHER, FLAT, .406 -(Qty: 3 - S/N: 2017702695 & Below)
37	5025013X18SM	1	BOLT, 3/8-16 X 2-1/4" -(Qty: 2 - S/N: 2017702695 & Below)
38	5025394SM	4	NUT, 3/8-16 HEX NYLOCK -(Qty: 5 - S/N: 2018105410 & Below)
39	5105429YP	2	SPACER
40	5025146X20YP	1	BOLT, 3/8-16 X 2-1/2, CARRIAGE, GD5, CZ
41	5415374AYP	1	PLATE
42	703332	2	WASHER -(5025154)
43	5025146X36YP	1	BOLT
44	5025013X8SM	1	BOLT, 3/8-16 X 1" GD5
45	5103282YP	1	WASHER
46	5105297YP	1	SPACER

61" Mower Deck Group - Pulleys, Belts & Idler Arms - 2-Belt System

Note: Unless noted otherwise, use the standard torque specifications

Mfg. No: 5901748



61" Mower Deck Group - Pulleys, Belts & Idler Arms - 2-Belt System

REF NO	PART NO	QTY	DESCRIPTION
47	703463	2	NUT, GR5, 1/4-20 -(5025391)
48	5025165SM	2	WASHER, 3/8" FENDER
49	5025146X12YP	1	BOLT, 3/8-16 X 1-1/2
50	5025146X16SM	1	BOLT, 3/8-16 X 2", CA -(S/N: 2017702696 & Above)
51	5416161AYP	1	ARM-IDLER -(S/N: 2017702696 & Above)
52	5105844YP	1	ANCHOR, SPRING -(S/N: 2018105411 & Above)
53	5025089SM	1	NUT, 1/2-20 HEX JAM -(S/N: 2018105411 & Above)
54	5025158SM	2	WASHER, 1/2" SAE -(S/N: 2018105411 & Above)
55	5025098SM	1	NUT, 1/2-20 HEX NYLON -(S/N: 2018105411 & Above)

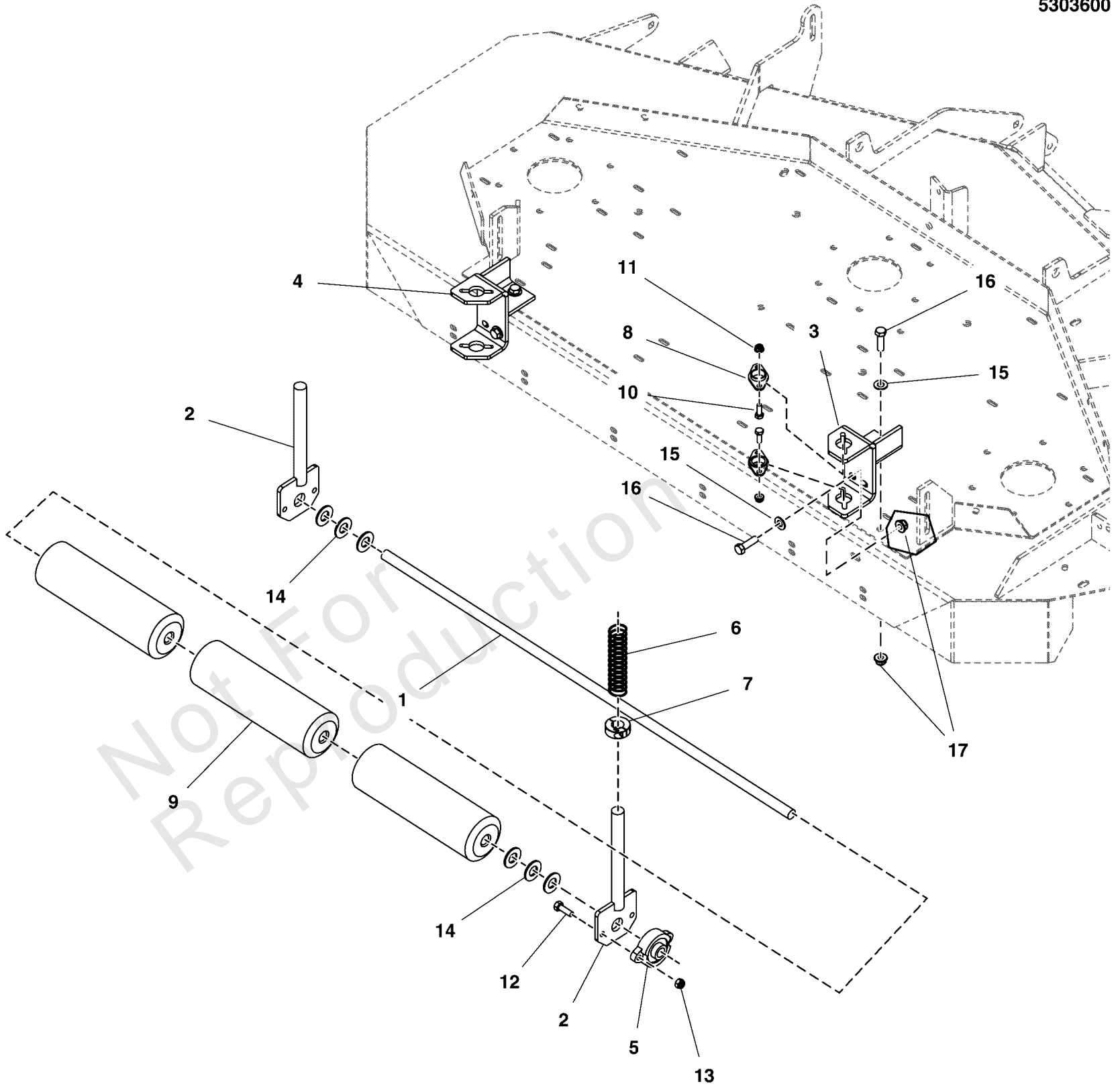
Not For Reproduction

61" Mower Deck Group - Rear Roller

Note: Unless noted otherwise, use the standard torque specifications

Mfg. No: 5901748

5303600



61" Mower Deck Group - Rear Roller

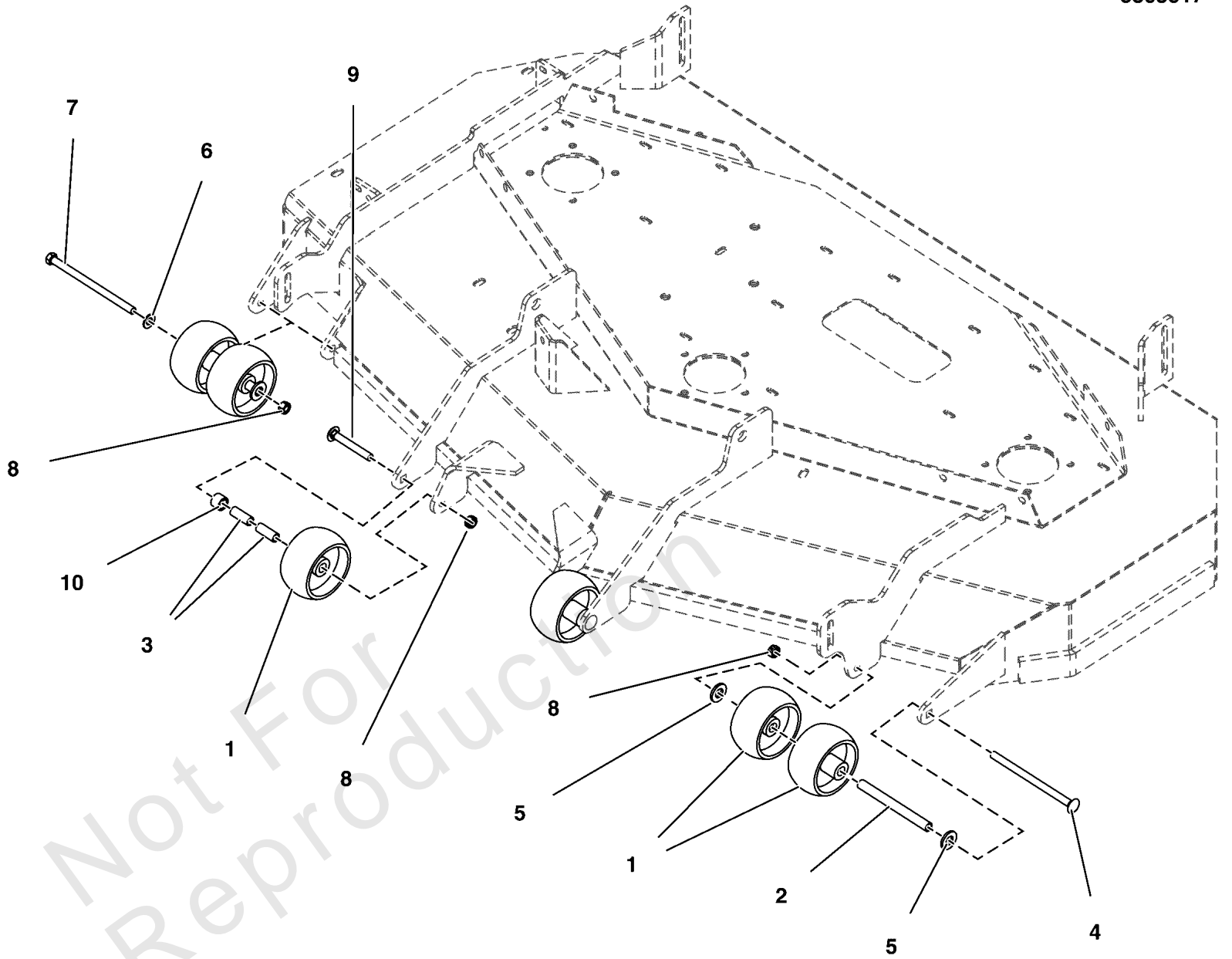
REF NO	PART NO	QTY	DESCRIPTION
1	5411348YP	1	SHAFT, 5/8 X 34.25
2	5411880AYP	2	WELD, ROLLER SLIDE - BLK
3	5411881AYP	1	WELD, ROLLER MT, RH - BLK
4	5411882AYP	1	WELD, ROLLER MT, LH - BLK
5	5022846SM	2	BEARING, FLANGE, 5/8
6	5022401SM	2	SPRING-COMPRESSION
7	5020594SM	2	COLLAR, 3/4" DOUBLE S
8	5023155SM	4	BUSHING, FLANGE
9	5020785SM	3	ROLLER, DECK
10	5025010X6SM	8	BOLT, 1/4-20 X 3/4" G
11	703463	8	NUT, GR5, 1/4-20 -(5025391)
12	703570	4	CAPSCREW, Hex Head, 5/16-18 x 1 1/4
13	5025057SM	4	NUT, 5/16-18 HEX NYLON LOCK
14	5025281SM	6	WASHER, 5/8" SAE
15	703590	4	WASHER, FLAT, .406 -(5025156)
16	5025013X10SM	4	BOLT, 3/8-16 X 1-1/4"
17	5025394SM	4	NUT, 3/8-16 HEX NYLOCK

61" Mower Deck Group - Rollers S/N: 2017954955 & Below

Note: Unless noted otherwise, use the standard torque specifications

Mfg. No: 5901748

5303517



61" Mower Deck Group - Rollers S/N: 2017954955 & Below

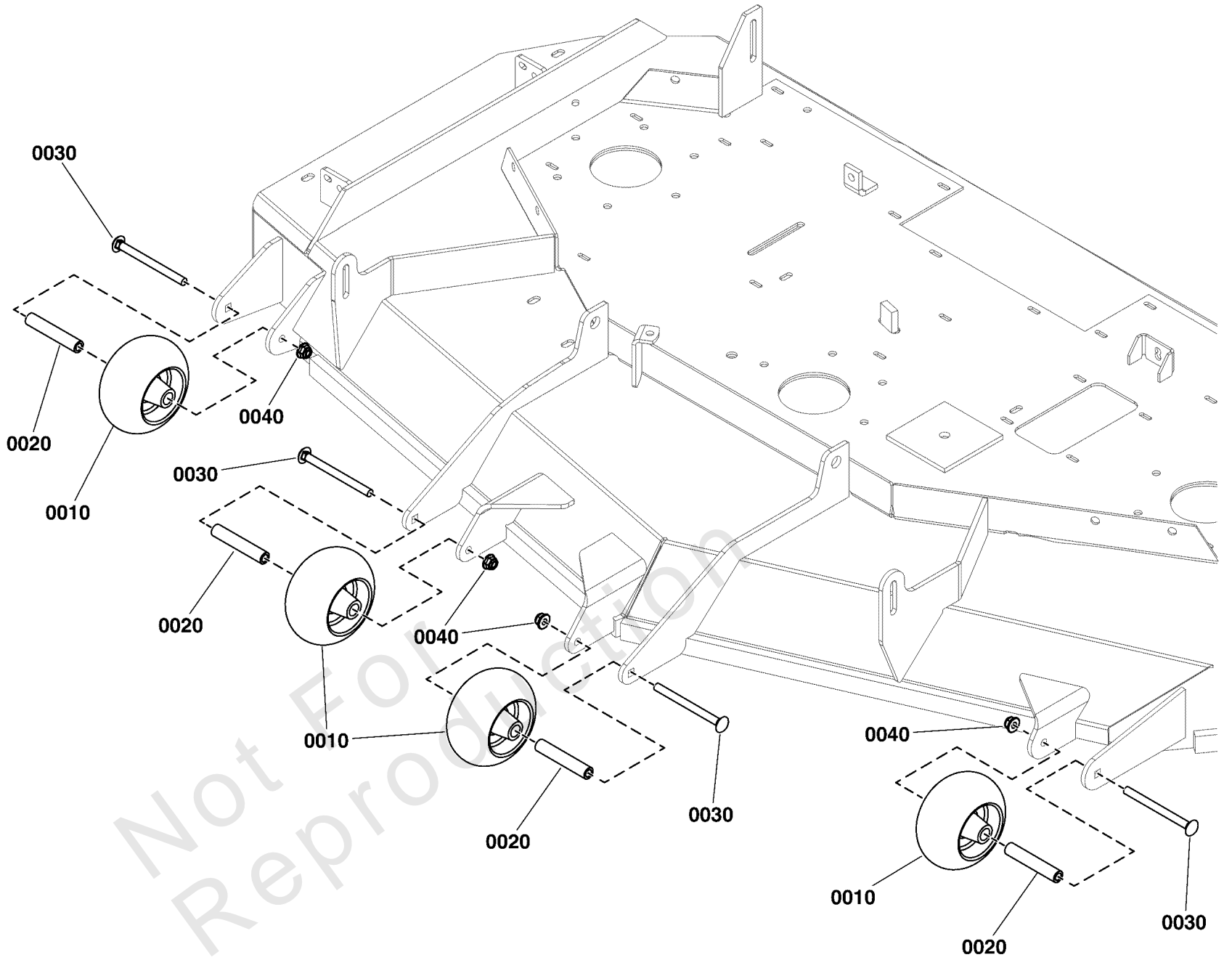
REF NO	PART NO	QTY	DESCRIPTION
1	1714760SM	6	GAUGE WHEEL
2	5046586SM	2	SPACER, .38 X .50 X 5
3	5041931SM	4	SPACER, .38 X .50 X 1
4	5025146X48YP	1	BOLT,CARR, 3/8-16X6
5	5025440SM	4	WASHER, 1/2" YELLOW
6	703590	1	WASHER, FLAT, .406 -(5025156)
7	5025013X48SM	1	BOLT, 3/8-16 X 6" GD5
8	5025100SM	4	NUT, 3/8-16 HEX SIDE
9	5025146X28YP	2	BOLT, 3/8-16 X 3-1/2
10	5047027SM	2	SPACER, .51 X .75 X .

Not For Reproduction

61" Mower Deck Group - Rollers S/N: 2017954956 & Above

Note: Unless noted otherwise, use the standard torque specifications

Mfg. No: 5901748

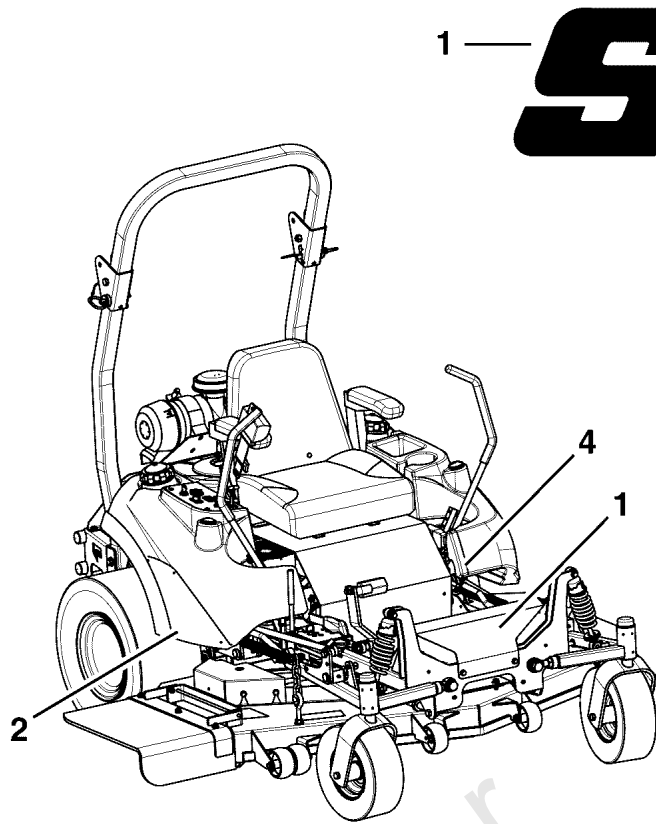


61" Mower Deck Group - Rollers S/N: 2017954956 & Above

REF NO	PART NO	QTY	DESCRIPTION
0010	5105521YP	4	WHEEL, ANTI SCALP, 5"
0020	5105554YP	4	SPACER
0030	5025146X36YP	4	BOLT
0040	5025394SM	4	NUT, 3/8-16 HEX NYLOCK

Not For Reproduction

5303596


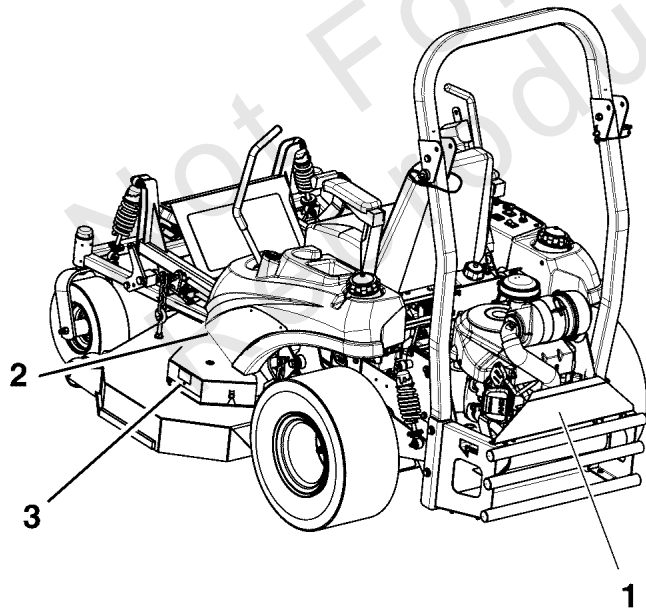


1 — ***Simplicity***[®]

2 — ***Simplicity***[®]

3 — **61"**
155cm

4 — **COBALT**



Decal Group - Brand & Model

REF NO	PART NO	QTY	DESCRIPTION
1	1757673YP	2	DECAL, SMI LOGO 10.47
2	1755725YP	2	DECAL, Simplicity Logo, Silver
3	1755723YP	1	DECAL, MOWER WIDTH 61IN/155CM
4	5104093YP	1	DECAL, LOGO, COBALT -(S/N: 2017987992 & Below)
4	771109	1	Decal, SMI, Model Cobalt -(S/N: 2017987993 & Above)
5	-----	1	NO LONGER AVAILABLE - LABEL, BRIGGS & STRATTON LOGO

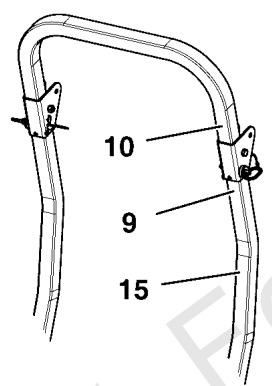
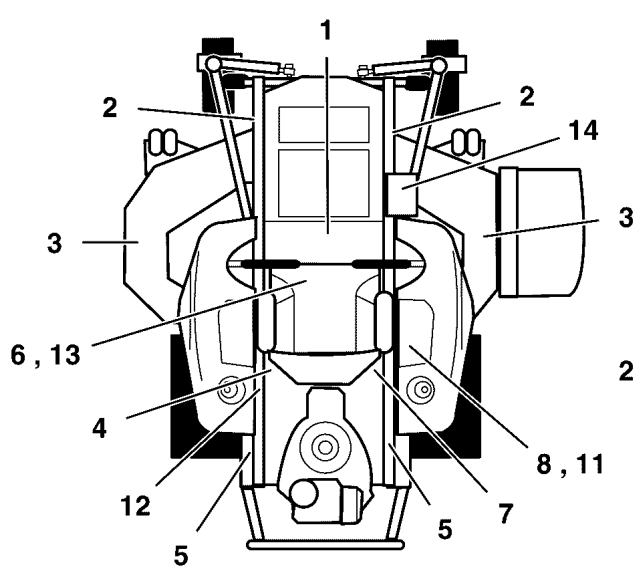
Not For Reproduction

Decal Group - Safety & Operation

Note: Unless noted otherwise, use the standard torque specifications

Mfg. No: 5901748

5304896



WARNING

Avoid serious injury or death

- Read operator's manual before using this product.
- Do NOT operate this machine unless you are trained.
- Know the location and function of all controls.
- Keep safety devices (guards, shields, switches, etc.) in place and working.
- Remove objects that could be thrown by the blade.
- Be sure blades and engine are stopped before placing hands or feet near blades.
- When leaving machine, shut off, remove key and set parking brake.

Fire Hazard

Gasoline is flammable. Debris is combustible.

- Allow engine to cool for at least 3 minutes before refueling.
- Keep unit cleaned of debris.
- This equipment may create sparks that can start fires around dry vegetation. A spark arrester may be required. Contact local fire agencies for regulations relating to fire prevention requirements.

DANGER

Amputation hazard

Rotating blades cut off arms and legs.

- Stop the mower when children or others are near.
- Do not carry riders (especially children) even with the blades off. They may fall off or return for another ride when you are not expecting it.
- Look down, behind and to the side before changing directions.

Loss of control and roll-over hazard

Operating on slopes can be hazardous and cause loss of control and roll-overs.

- Avoid sudden turns or rapid speed changes.
- Reduce speed and use extreme caution on slopes.
- Go across slopes. NOT up and down.
- Do not operate on slopes over 15 degrees.
- If machine stops forward motion on a slope, stop the blades and drive slowly off the slope.

WARNING

PINCH POINT

To avoid injury from loaded spring, read operator's manual before removing spring.

DANGER

Amputation and thrown objects hazard

- Keep hands and feet away from deck.
- Do not operate mower unless discharge chute or entire grass catcher is in its proper place.

WARNING

Amputation and Pinch Point Hazard

To avoid injury from rotating parts, stay clear of parts and keep all shields and guards in place.

WARNING

Avoid serious injury or death from rollover.

Do not operate without the rollbar installed and operational.

Ignition System (Gasoline Models)

This spark ignition system complies with Canadian standard ICES-002.

WARNING

AVOID SERIOUS INJURY OR DEATH FROM ROLL OVER:

Keep roll bar in the raised position and use seat belt.

THERE IS NO ROLL OVER PROTECTION WHEN THE ROLL BAR IS DOWN

Lower the roll bar only when necessary and NEVER remove it.

Do NOT use seat belt when the roll bar is down.

Raise the roll bar as soon as clearance permits.

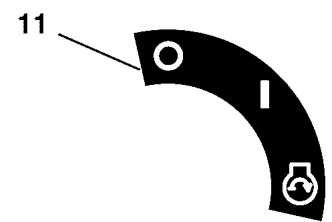
Do NOT jump off if mower tips.

Read and follow all operating instructions and warnings in the operator's manual.

WARNING

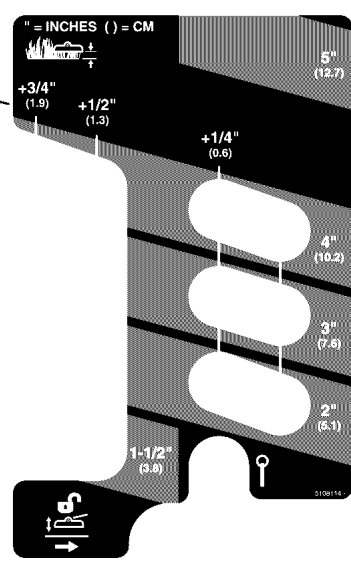
LOW OVERHANGING OBSTACLES HAZARD

Check for overhead clearances before driving under any objects. Do NOT allow roll bar to contact low overhanging obstacles, such as tree branches and guide wires.



HYDRAULIC OIL RESERVOIR

USE SAE 20W-50 MOTOR OIL



Belts & Blades	
Tractor	
Pump Drive Belt	5103907
52" Mower	
Deck Drive Belt - Long LH	5105029
Deck Drive Belt - Short RH	5105037
Mower Blade	5101756S
61" Mower	
Deck Drive Belt - Long LH	5104982
Deck Drive Belt - Short RH	5104780
Mower Blade	5101755S

CAUTION

ROLL OVER PROTECTIVE STRUCTURE

To maintain operator protection and roll bar certification:

- Replace a damaged roll bar, do NOT attempt to repair or modify.
- Any alteration of the roll bar must be approved by the manufacturer.

Do NOT exceed the machine weight rating of the roll bar.

Decal Group - Safety & Operation

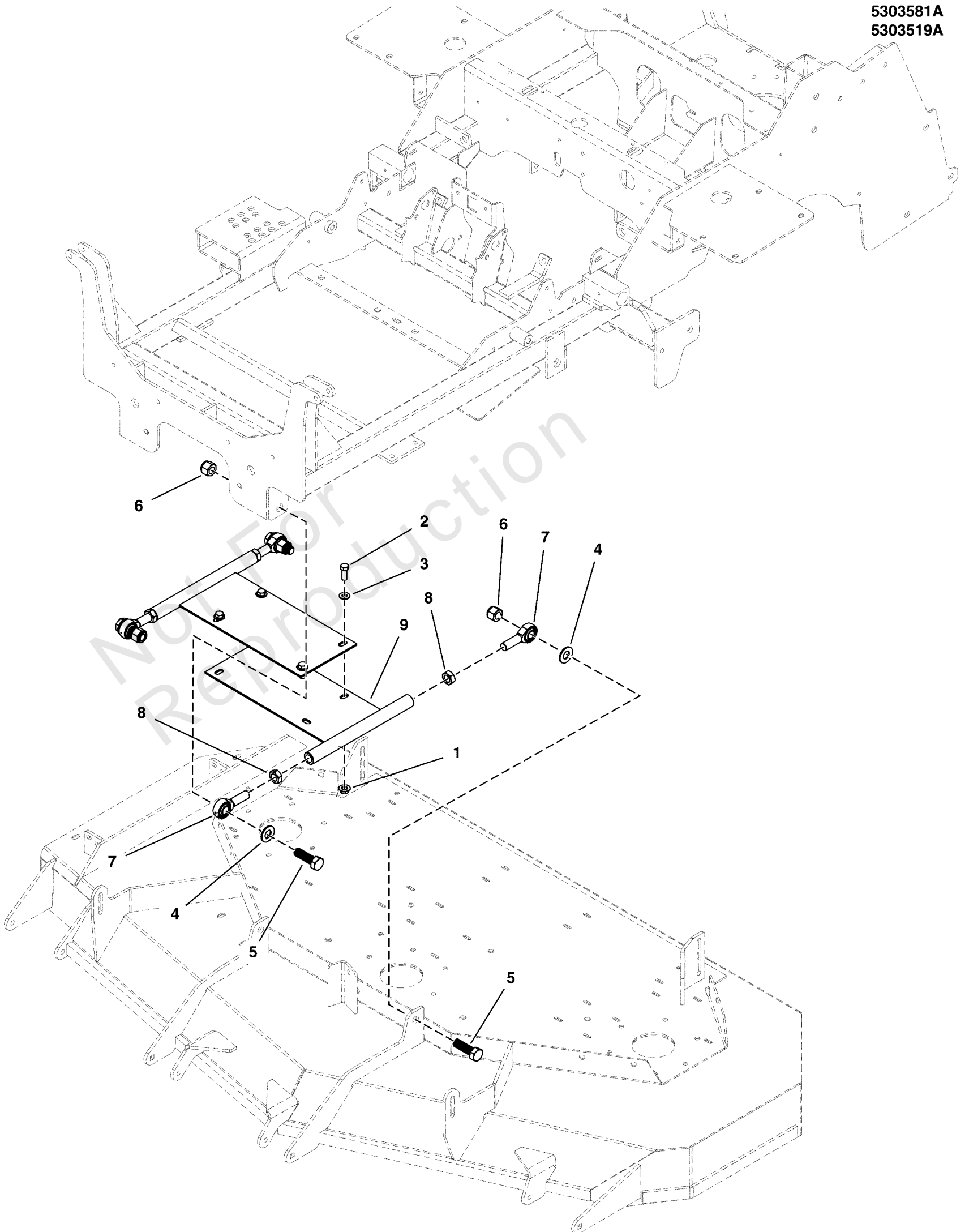
REF NO	PART NO	QTY	DESCRIPTION
1	5103595YP	1	DECAL, MAIN SAFETY -(S/N: 4000015530 & Below)
2	84001875	1	DECAL, MAIN SAFETY -(S/N: 4000015531 & Above)
2	5061245SM	2	DECAL, PINCH POINT
3	7101665YP	2	DECAL, DANGER
4	5103184YP	1	DECAL, WARNING, ENG
5	5100683SM	2	DECAL, WARNING
6	5104434YP	1	DECAL, TRANS RELEASE
7	5100342SM	1	DECAL, FUEL VALVE
8	5100280SM	1	DECAL, THROTTLE CONTR
9	5104082YP	1	DECAL, WARNING, ROPS
10	5100405YP	1	DECAL, WARNING, Overhead Obstacles
11	5048970SM	1	DECAL, Ignition Switch
12	5100957SM	1	DECAL, HYDRAULIC OIL, SAE 20W50
13	5105191YP	1	DECAL
14	84007493	1	DECAL, Cut Height
15	5104083YP	1	DECAL, CAUTION, ROPS

Deck Lift Group - Puller Bar

Note: Unless noted otherwise, use the standard torque specifications

Mfg. No: 5901748

5303581A
5303519A



Deck Lift Group - Puller Bar

REF NO	PART NO	QTY	DESCRIPTION
1	5025128SM	4	NUT, 3/8-16 HEX SERRA
2	5025013X8SM	4	BOLT, 3/8-16 X 1" GD5
3	5025293SM	4	WASHER, 3/8"
4	5025281SM	4	WASHER, 5/8" SAE
5	5025019X16YP	4	BOLT, 5/8-11 X 2
6	5025403YP	4	NUT,5/8-11 HEX NYLON
7	5102683YP	4	BALL JOINT, 5/8-18
8	5025454SM	4	NUT, 5/8-18 HEX JAM
9	5411858AYP	2	WELD, DECK STABILIZER

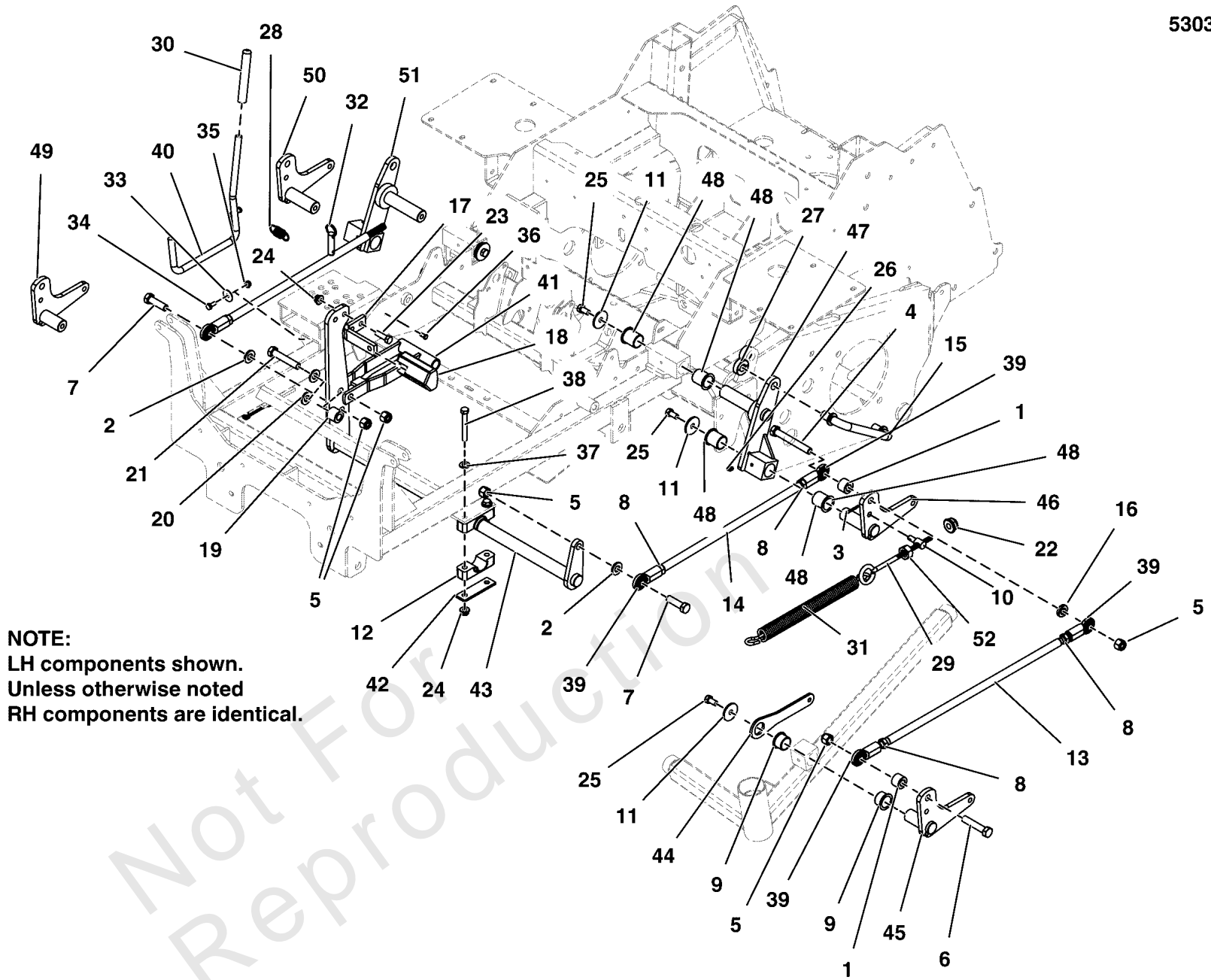
Not For Reproduction

Deck Lift Group S/N: 2017954955 & Below

Note: Unless noted otherwise, use the standard torque specifications

Mfg. No: 5901748

5303595



NOTE:
LH components shown.
Unless otherwise noted
RH components are identical.

Deck Lift Group S/N: 2017954955 & Below

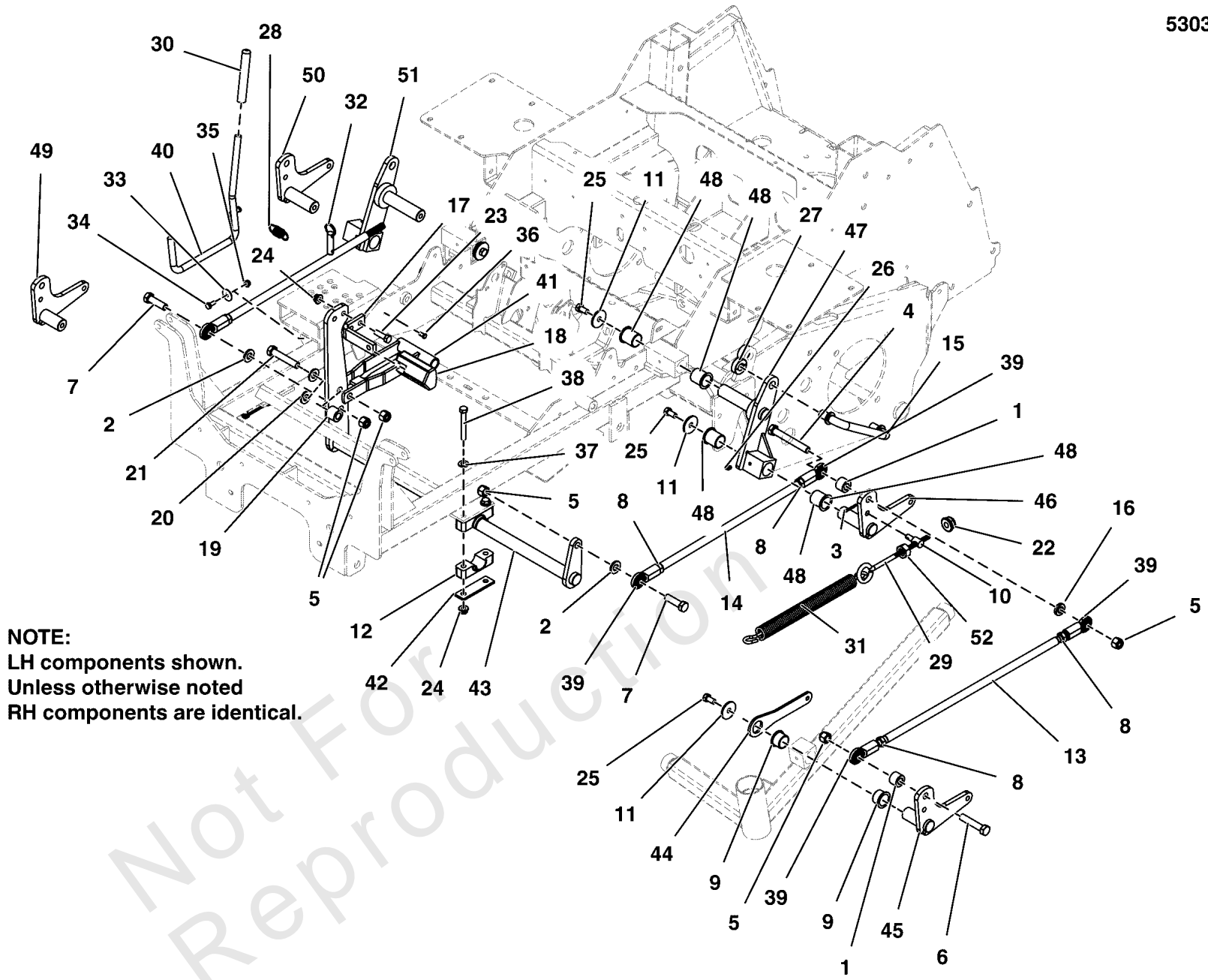
REF NO	PART NO	QTY	DESCRIPTION
1	5045023SM	4	SPACER, .52 X 1.00 X
2	5025440SM	4	WASHER, 1/2" YELLOW
3	5025203X6SM	2	PIN - COTTER
4	5025017X26SM	2	BOLT, 1/2-13
5	5025056SM	7	NUT, Hex, Nylon Lock, 1/2-13
6	5025017X18SM	2	BOLT, 1/2-13
7	5025017X14YP	2	BOLT, 1/2-13 X 1-3/4
8	5025089SM	8	NUT, 1/2-20 HEX JAM
9	5023356SM	4	BUSHING, 1.00X1.13X.7
10	5100380SM	2	ADJUSTER - DECK
11	5100548SM	6	WASHER - .39X1.50
12	5100634SM	4	PIVOT BLOCK, PLASTIC
13	5104004YP	2	ROD, 1/2-20 X 24.50
14	5103758YP	2	ROD, DECK LIFT, 19.25
15	5103703YP	2	ROD, SUSPENSION LINK
16	5100520SM	2	SPACER .515X1.00X.218
17	5061569AYP	1	PEDAL, FOOT
18	5104262YP	1	PEDAL, RUBBER
19	5044673SM	1	SPACER, .52 X 1.00 X
20	5025158SM	6	WASHER, 1/2" SAE
21	5025017X22SM	1	BOLT, 1/2-13 X 2-3/4"
22	5025096SM	2	NUT, 3/8-16 HEX NYLON
23	5025013X10SM	2	BOLT, 3/8-16 X 1-1/4"
24	5025394SM	6	NUT, 3/8-16 HEX NYLOCK
25	5025443SM	6	BOLT - 3/8-16 X 3/4
26	5020095SM	2	GREASE FITTING, 1/4-2
27	5020441SM	4	COLLAR, 5/8" SPLIT
28	5010213YP	1	SPRING-EXT, .740 ODX2
29	5021811SM	2	EYE BOLT, 3/8-16 X 8"
30	5021880SM	1	GRIP, FOAM
31	5023355SM	2	SPRING, DECK LIFT ASS
32	5023498SM	1	PIN, HITCH, 1/2 X 2.0
33	5025288YP	2	WASHER, 1/4 FENDER
34	703338	2	BOLT, 1/4-20X5/8
35	703463	2	NUT, GR5, 1/4-20 -(5025391)
36	5025212X4SM	1	PIN, CLEVIS, 1/4 X 1/
37	703590	8	WASHER, FLAT, .406 -(5025156)
38	5025013X22SM	4	BOLT, 3/8-16 X 2-3/4"
39	1702779SM	8	JOINT-BALL .500-20 TH
40	5410317AYP	1	WELD, Rod, Deck Lift - BLK
41	5410315AYP	1	WELD, DECK HEIGHT LINK, IS700 - BLACK
42	5403925AYP	2	PLATE, Pivot
43	5410897CYP	1	WELD, DECK LIFT SHAFT - ORG
44	5411634CYP	2	MOUNT, SPRING, DECK LIFT - ORG
45	5401661CSM	1	WELD, PIVOT DECK LIFT - LH - ORANGE
46	5401671AYP	1	DECK LIFT LEVER, LH
47	5401664AYP	1	REAR LIFT, LH
48	5023343SM	8	BUSHING, 1.00 X 1.13
49	5401662CYP	1	WELD, DECK LIFT LEVER, RH - ORG
50	5401672AYP	1	DECK LIFT LEVER, RH

Deck Lift Group S/N: 2017954955 & Below

Note: Unless noted otherwise, use the standard torque specifications

Mfg. No: 5901748

5303595



NOTE:
LH components shown.
Unless otherwise noted
RH components are identical.

Deck Lift Group S/N: 2017954955 & Below

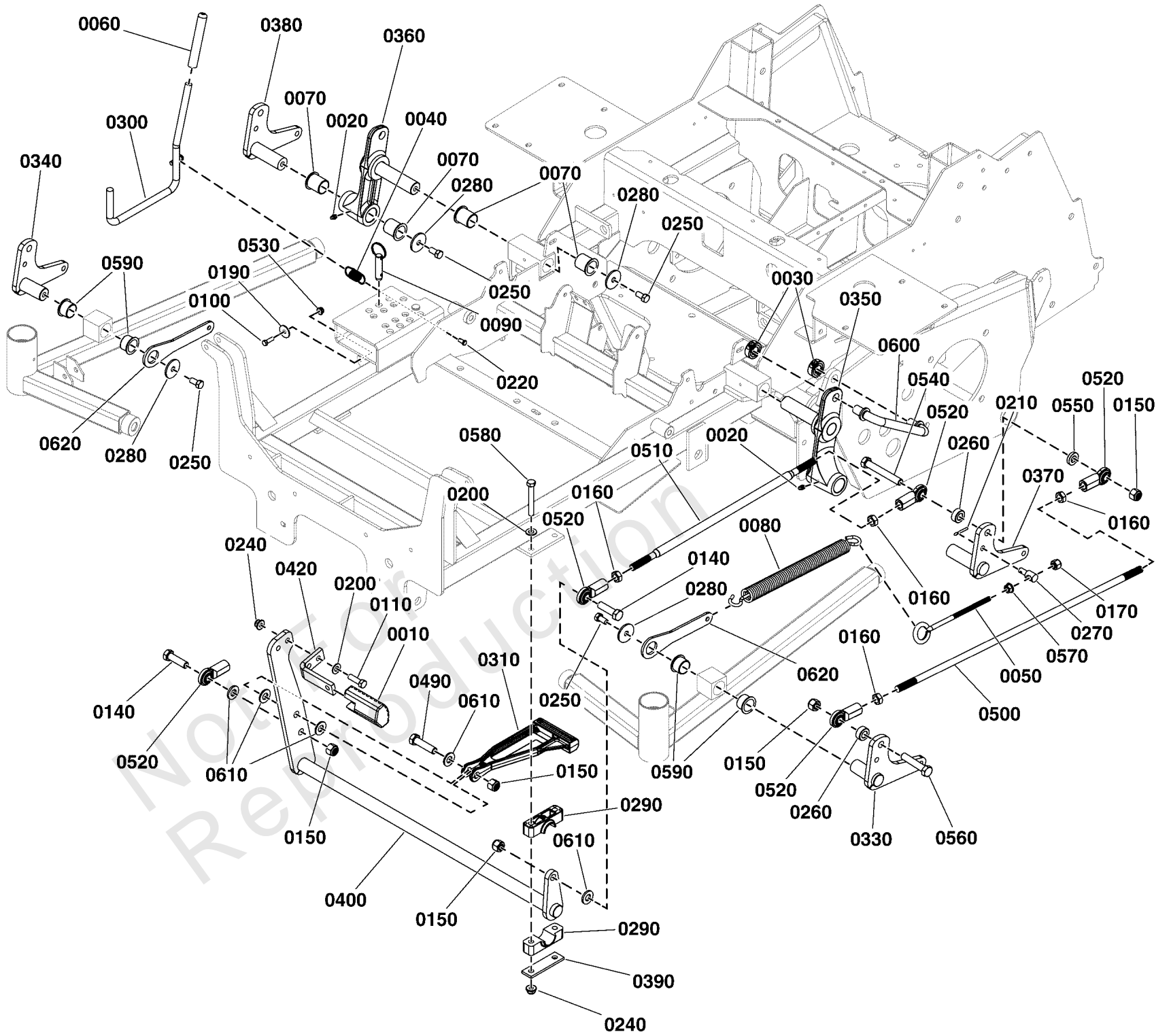
REF NO	PART NO	QTY	DESCRIPTION
51	5401665AYP	1	REAR LIFT, RH
52	5025034SM	2	NUT, 3/8-16 HEX

Not For Reproduction

Deck Lift Group S/N: 2017954956 & Above

Note: Unless noted otherwise, use the standard torque specifications

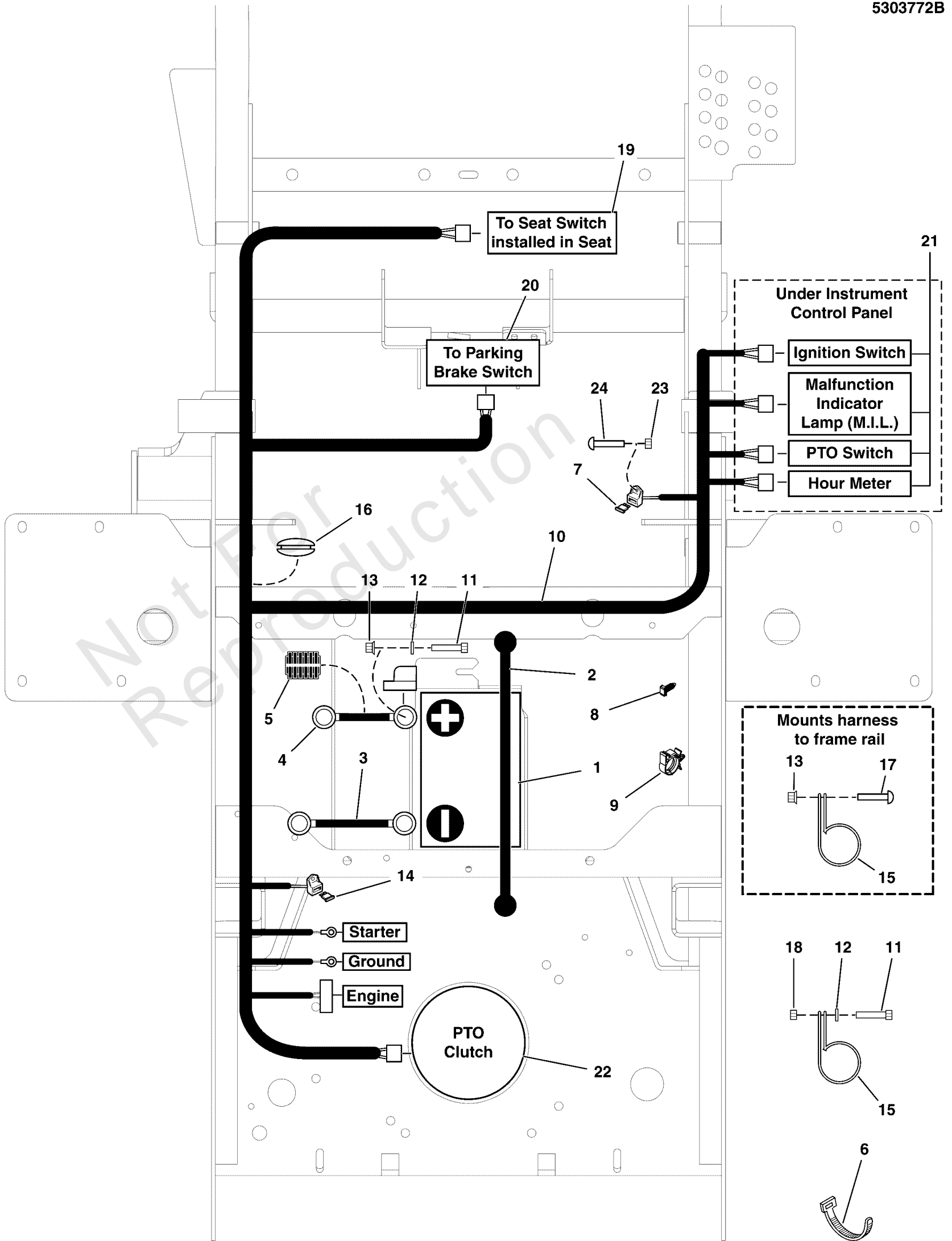
Mfg. No: 5901748



Deck Lift Group S/N: 2017954956 & Above

REF NO	PART NO	QTY	DESCRIPTION
0010	5104262YP	1	PEDAL, RUBBER
0020	5020095SM	2	GREASE FITTING, 1/4-2
0030	5020441SM	4	COLLAR, 5/8" SPLIT
0040	5010213YP	1	SPRING-EXT, .740 ODX2
0050	5021811SM	2	EYE BOLT, 3/8-16 X 8"
0060	5021880SM	1	GRIP, FOAM
0070	5023343SM	8	BUSHING, 1.00 X 1.13
0080	5023355SM	2	SPRING, DECK LIFT ASS
0090	5023498SM	1	PIN, HITCH, 1/2 X 2.0
0100	703338	2	BOLT,1/4-20X5/8
0110	5025013X10SM	2	BOLT, 3/8-16 X 1-1/4"
0140	5025017X14YP	2	BOLT, 1/2-13 X 1-3/4
0150	7091325YP	7	HLN, NYLON, 1/2C YZ
0160	5025089SM	8	NUT, 1/2-20 HEX JAM
0170	5025096SM	2	NUT, 3/8-16 HEX NYLON
0190	5025288YP	2	WASHER, 1/4 FENDER
0200	703590	8	WASHER, FLAT, .406
0210	5025203X6SM	2	PIN - COTTER
0220	5025212X4SM	1	PIN, CLEVIS, 1/4 X 1/
0240	5025394SM	6	NUT, 3/8-16 HEX NYLOCK
0250	5025443SM	6	BOLT - 3/8-16 X 3/4
0260	5045023SM	4	SPACER, .52 X 1.00 X
0270	5100380SM	2	ADJUSTER - DECK
0280	5100548SM	6	WASHER - .39X1.50
0290	5100634SM	4	PIVOT BLOCK, PLASTIC
0300	5410317AYP	1	WELD, Rod, Deck Lift - BLK
0310	5104133YP	1	ARM-LINK
0330	84002184	1	WELD, DECK LIFT LEVER, LH - BLK
0340	84002185	1	WELD, DECK LIFT LEVER, RH - BLK
0350	5105172YP	1	ARM, LINK
0360	5105173YP	1	ARM, LINK
0370	5401671AYP	1	DECK LIFT LEVER, LH
0380	5401672AYP	1	DECK LIFT LEVER, RH
0390	5403925AYP	2	PLATE, Pivot
0400	84002183	1	WELD, DECK LIFT SHAFT - BLK
0420	5061569AYP	1	PEDAL, FOOT
0490	5025017X16YP	1	BOLT, 1/2-13 X 2 GD5
0500	5104004YP	2	ROD, 1/2-20 X 24.50
0510	5103758YP	2	ROD, DECK LIFT, 19.25
0520	1702779SM	8	JOINT-BALL .500-20 TH
0530	703463	2	NUT, GR5,1/4-20
0540	5025017X26SM	2	BOLT, 1/2-13
0550	5100520SM	2	SPACER .515X1.00X.218
0560	5025017X18SM	2	BOLT, 1/2-13
0570	5025034SM	2	NUT, 3/8-16 HEX
0580	5025017X22SM	4	BOLT, 1/2-13 X 2-3/4"
0590	5023356SM	4	BUSHING, 1.00X1.13X.7
0600	5103703YP	2	ROD, SUSPENSION LINK
0610	5025158SM	7	WASHER, 1/2" SAE
0620	84002186	2	MOUNT, SPRING, DECK LIFT - BLK

5303772B



Electrical Group

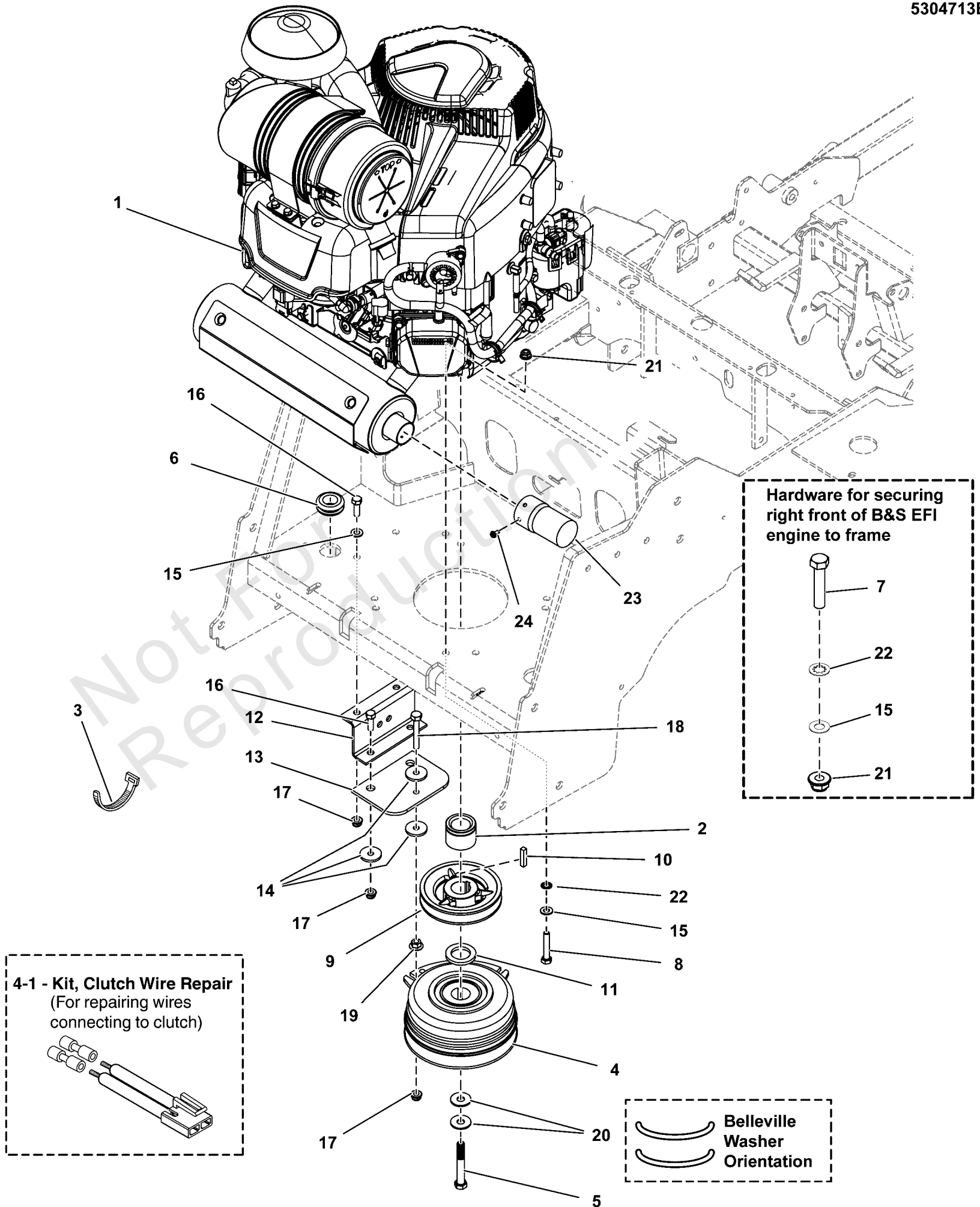
REF NO	PART NO	QTY	DESCRIPTION
1	1685215SM	1	BATTERY,12V
2	1722009SM	1	STRAP, Rubber, 13"
3	5047690SM	1	BATTERY CABLE
4	5021405SM	1	BATTERY CABLE, POSITI
5	5050927X16YP	1	WIRE LOOM
6	5021029SM	13	TIE, Cable 11" Long
7	5102710YP	1	FUSE -(SV)
8	5103761YP	2	FIR TREE MOUNT -(S/N: 2017954955 & Below)
9	5104705YP	2	CLIP
10	5416015YP	1	WIRE HARNESS, MAIN, LG, ZTR -(S/N: 2017954955 & Below)
10	5105535YP	1	HARNESS-WIRING -(S/N: 2017954956 & Above)
11	5025010X6SM	3	BOLT, 1/4-20 X 3/4" G
12	703332	3	WASHER -(5025154)
13	703233	4	NUT, 1/4-20, GR5 -(5025126)
14	5101935YP	2	FUSE, ATO 15 AMP -(SV)
15	5021500SM	3	CLAMP, VINYL INSULATED, 1.00
16	5102677YP	1	GROMMET, 1-1/2" ID FOR 1/4" METAL
17	5025299X8YP	2	CAPSCREW
18	703463	3	NUT, GR5,1/4-20 -(5025391)
19	-----	1	Refer to: Seat Mount & Floor Group
20	-----	1	Refer to: Parking Brake Group
21	-----	1	Refer to: Engine & PTO Group
22	-----	1	Refer to: Instrument Control Panel Group
23	5025179X4YP	2	SCREW- #10-24 X 1/2 ROUND PHILLIPS -(S/N: 2017954956 & Above)
24	703412	2	NUT, NYLOCK, 10-24 -(S/N: 2017954956 & Above)

Engine & PTO Group - Briggs & Stratton EFI (Remote Oil Tank)

Note: Unless noted otherwise, use the standard torque specifications

Mfg. No: 5901748

5304713E



Engine & PTO Group - Briggs & Stratton EFI (Remote Oil Tank)

REF NO	PART NO	QTY	DESCRIPTION
1	-----	1	BRIGGS & STRATTON ENGINE, 49E877-0009-G1 -(S/N: 4001858852 and below)
1	-----	1	BRIGGS & STRATTON ENGINE, 49E877-0021-G1 -(S/N: 4001858853 and above)
2	5100926YP	1	SPACER, 1.13 X 1.75 X
3	5101492YP	1	TIE, SELF-LOCKING, 24" -(Secures PTO Clutch wire to Clutch Anchor)
4	5105090YP	1	CLUTCH
4-1	5600575YP	1	KIT, CLUTCH WIRE REPAIR
5	5102866YP	1	BOLT, CRANKSHAFT, 7/1 -(Torque clutch mounting bolt to 65 ft-lbs (88 Nm))
6	5103944YP	1	GROMMET, 7/8"ID
7	5025025X12YP	1	BOLT -(Torque engine mounting bolts to 17 ft-lbs (23 Nm))
8	5025025X14YP	3	BOLT -(Torque engine mounting bolts to 17 ft-lbs (23 Nm))
9	5021682YP	1	PULLEY, 4.75 OD X 1-1
10	5050407X10YP	1	KEY, 1/4 SQ X 1-1/4
11	5046904YP	1	SPACER, 1.13 X 1.75
12	5410367AYP	1	ANCHOR, CLUTCH
13	5043636SM	1	CLUTCH ANCHOR PAD
14	5044617SM	4	WASHER, .34 X 1.25 X
15	703350	4	WASHER
16	703570	6	CAPSCREW, Hex Head, 5/16-18 x 1 1/4
17	703115	8	NUT
18	5025055X18YP	1	BOLT, 5/16-18 X 2-1/4
19	5025139SM	1	NUT, 5/16-18 HEX SERR
20	5025585YP	2	BELLEVILLE WASHER
21	5025616YP	4	NUT
22	5025188SM	4	WASHER, 5/16" INT. TO
23	5104348YP	1	EXTENSION, TAILPIPE
24	5025470YP	1	SCREW, SELF-TAP, #8-32

Engine Remote Oil Tank, Hoses, & Mount Group

Note: Unless noted otherwise, use the standard torque specifications

Mfg. No: 5901748

53047130G

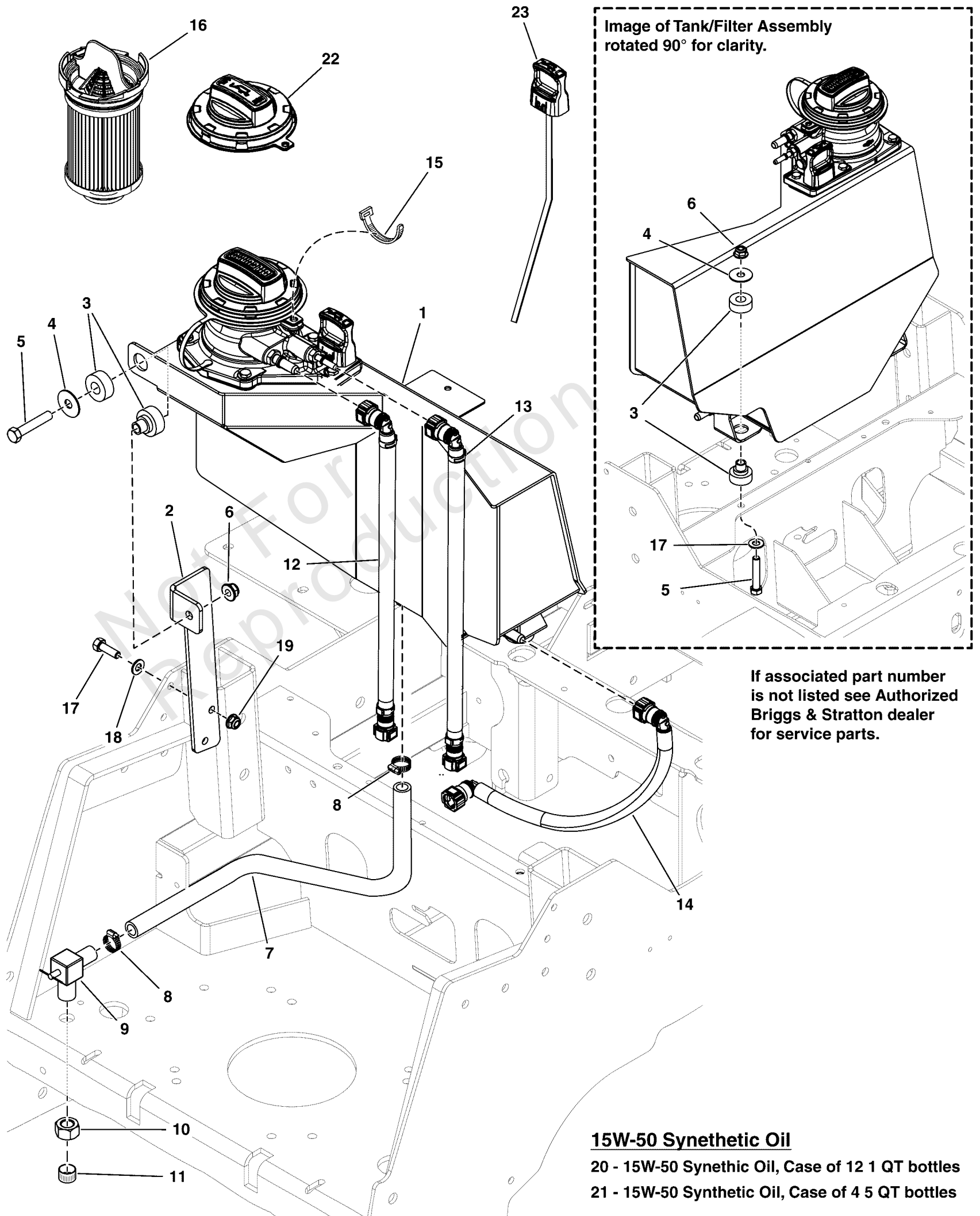


Image of Tank/Filter Assembly rotated 90° for clarity.

If associated part number is not listed see Authorized Briggs & Stratton dealer for service parts.

15W-50 Synthetic Oil
 20 - 15W-50 Synthetic Oil, Case of 12 1 QT bottles
 21 - 15W-50 Synthetic Oil, Case of 4 5 QT bottles

Engine Remote Oil Tank, Hoses, & Mount Group

REF NO	PART NO	QTY	DESCRIPTION
1	595944	1	TANK, Oil -(Refer to Note: *) (S/N: 4001858852 and below)
1	84008060	1	TANK/FILTER ASSY -(Refer to Note: *) (S/N: 4001858853 and above)
2	84003342	1	MOUNT, TANK
3	84003075	3	MOUNT
4	5025165SM	3	WASHER, 3/8" FENDER
5	5025013X16SM	3	CAPSCREW, Hex Head, 3/8-16 x 2
6	5025394SM	3	NUT, 3/8-16 HEX NYLOCK
7	84003343	1	HOSE, OIL DRAIN
8	5021392SM	2	CLAMP, #6 HOSE, STAIN
9	84003076	1	VALVE, OIL DRAIN SHUT OFF
10	84003079	1	NUT
11	84003078	1	COVER, OIL DRAIN
12	84006660	1	HOSE, OIL SCAVENGE -(Refer to Note: *)
13	595942	1	HOSE, Oil Vent -(Refer to Note: *)
14	84006652	1	HOSE, OIL SUPPLY -(Refer to Note: *) (S/N: 4001858852 and below)
14	84006651	1	HOSE, OIL SUPPLY -(Refer to Note: *) (S/N: 4001858853 and above)
15	-----	1	TIE, Cable, Yellow 7.6" -(Included in item #16)
16	84007094	1	FILTER, OIL -(Includes item #15)
17	703570	2	CAPSCREW, Hex Head, 5/16-18 x 1 1/4
18	703350	2	WASHER
19	703115	2	NUT
20	100169	1	OIL-1QT VANGUARD (CASE) -(Case of twelve 1 quart bottles)
20-1	100169WEB	1	OIL-1QT VANGUARD (EA) -(One 1 quart bottle)
21	100170	1	OIL-5QT VANGUARD (CASE) -(Case of four 5 quart bottles)
21-1	100170WEB	1	OIL-5QT VANGUARD (EA) -(One 5 quart bottle)
22	595931	1	CAP, Oil Fill -(Yellow cap)
22	84008058	1	CAP, Oil Fill -(Black cap)
23	595933	1	DIPSTICK

Footnotes:

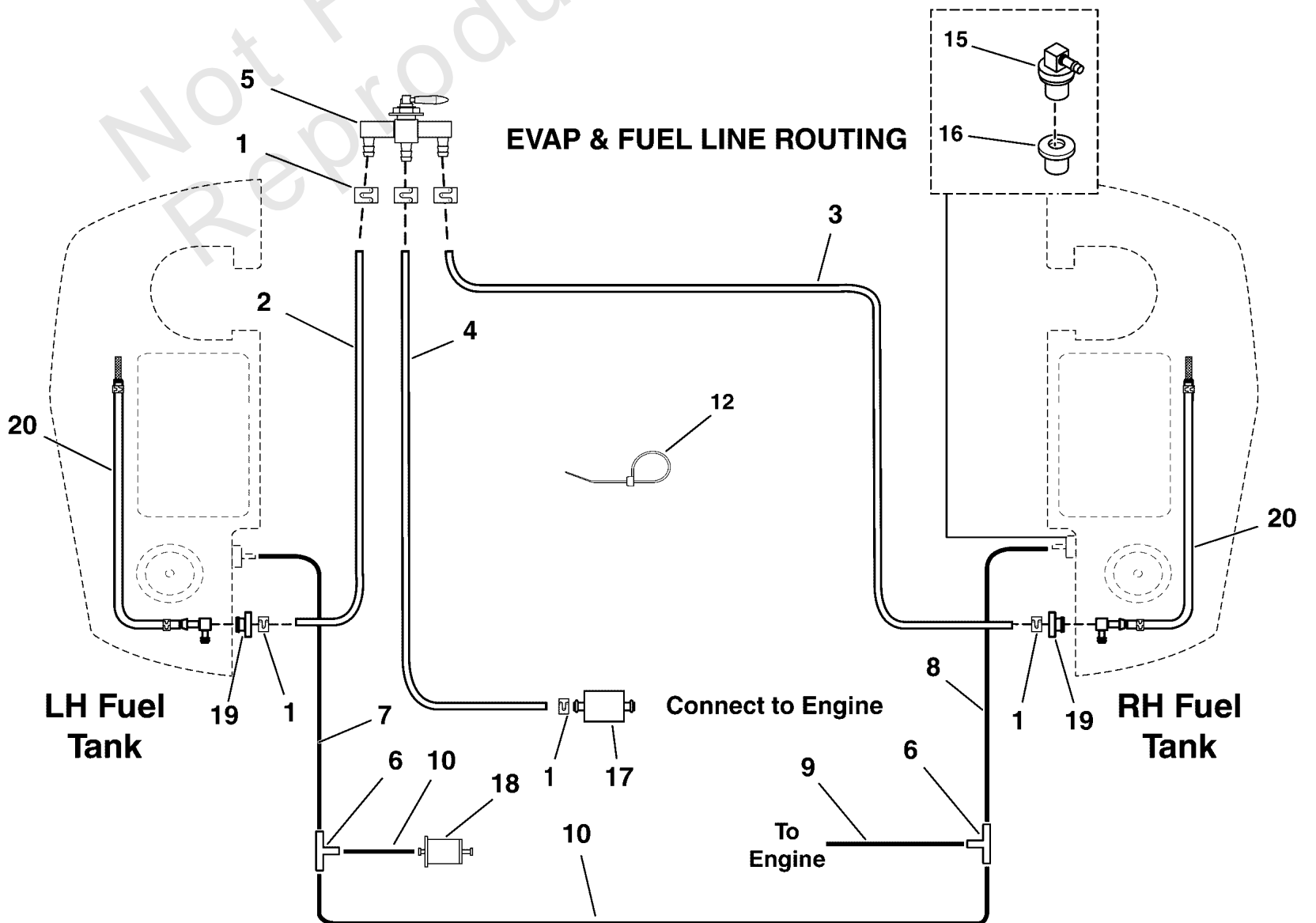
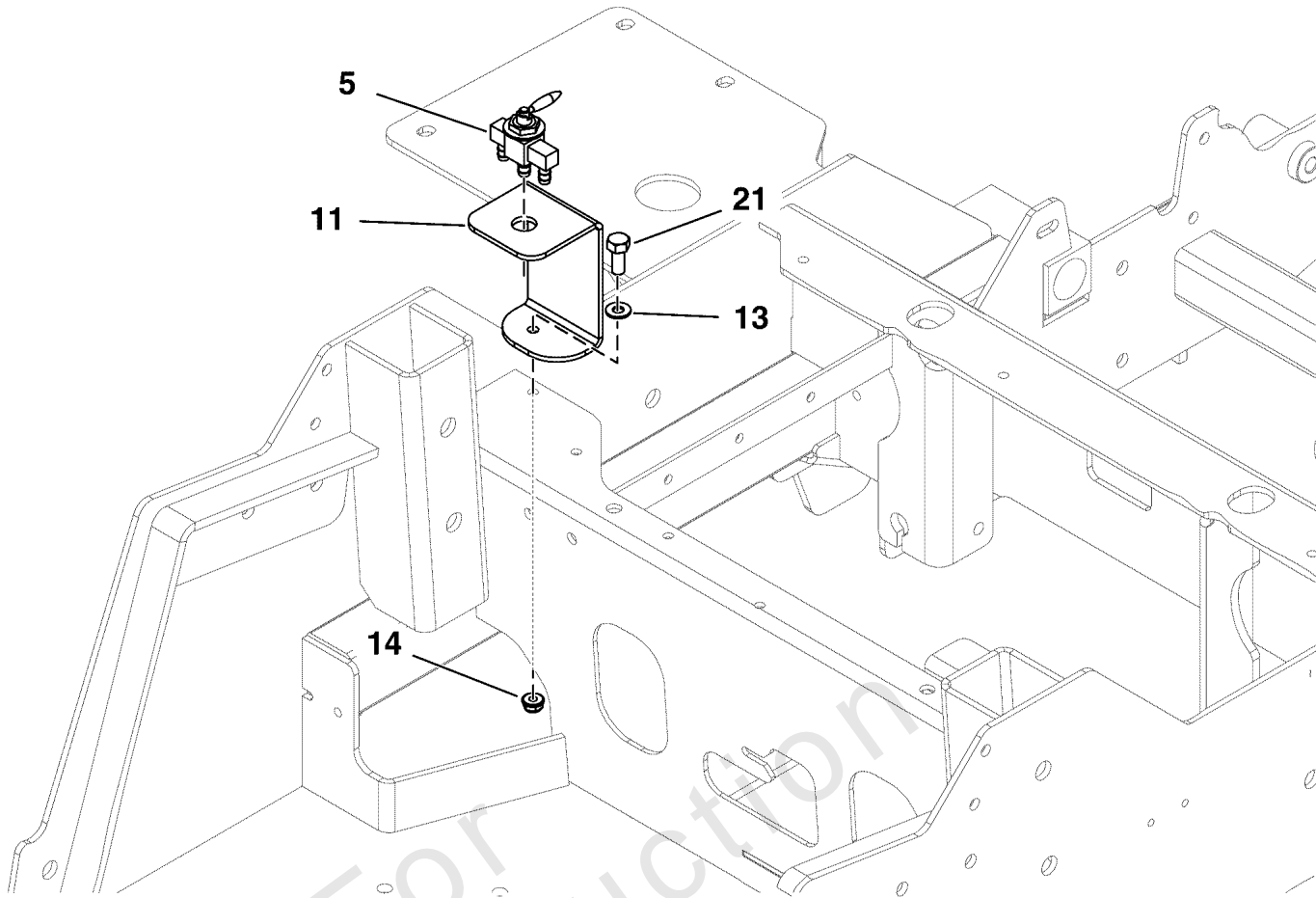
Note: *Order Oil Guard replacement parts from your Authorized Briggs & Stratton Engine Service Provider

Fuel Supply Hose, Tank Replacement Parts, and EVAP Group - S/N: 2017765516 &

Note: Unless noted otherwise, use the standard torque specifications

Mfg. No: 5901748

5303527A 5303818A



Fuel Supply Hose, Tank Replacement Parts, and EVAP Group - S/N: 2017765516 &

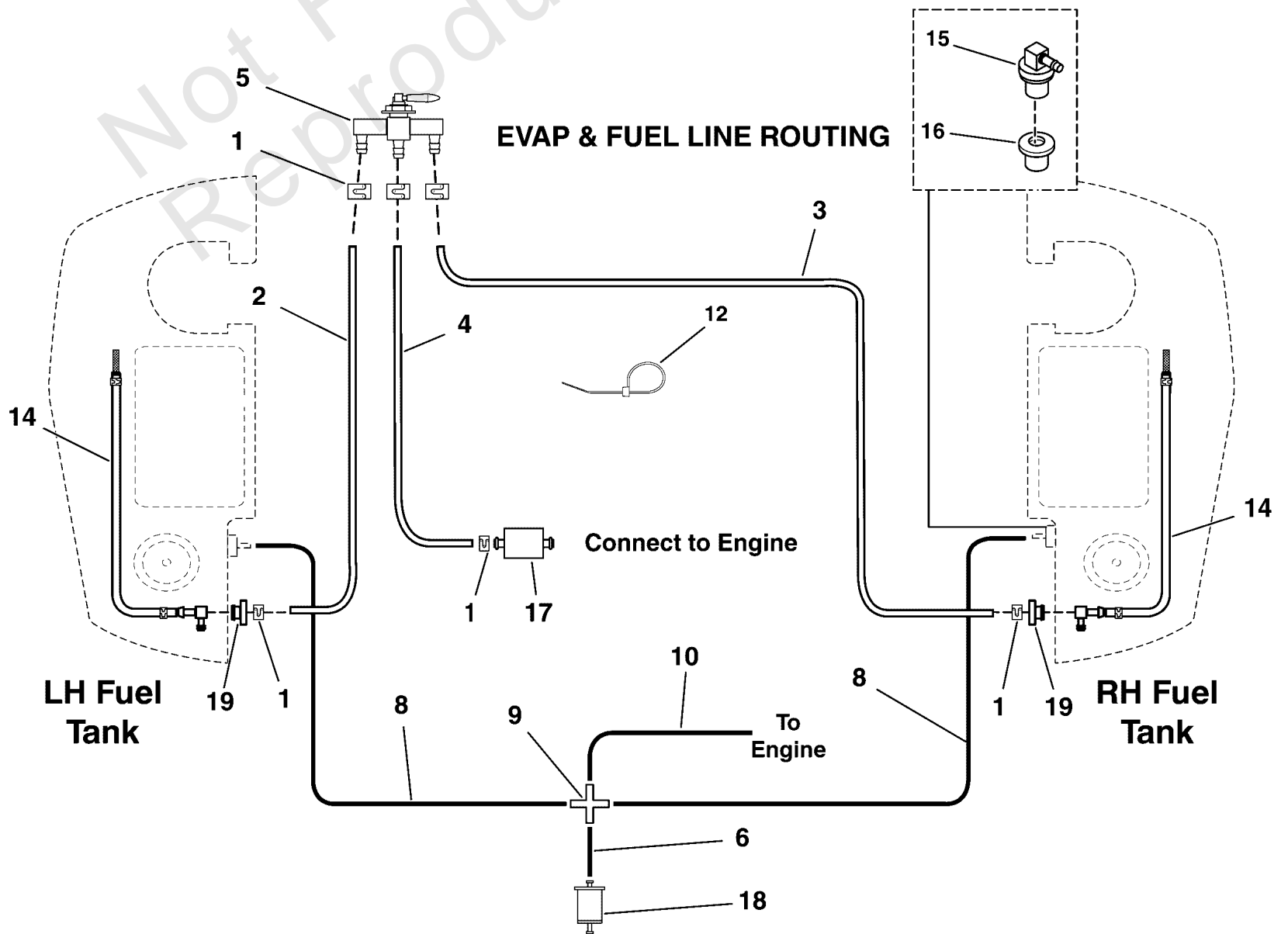
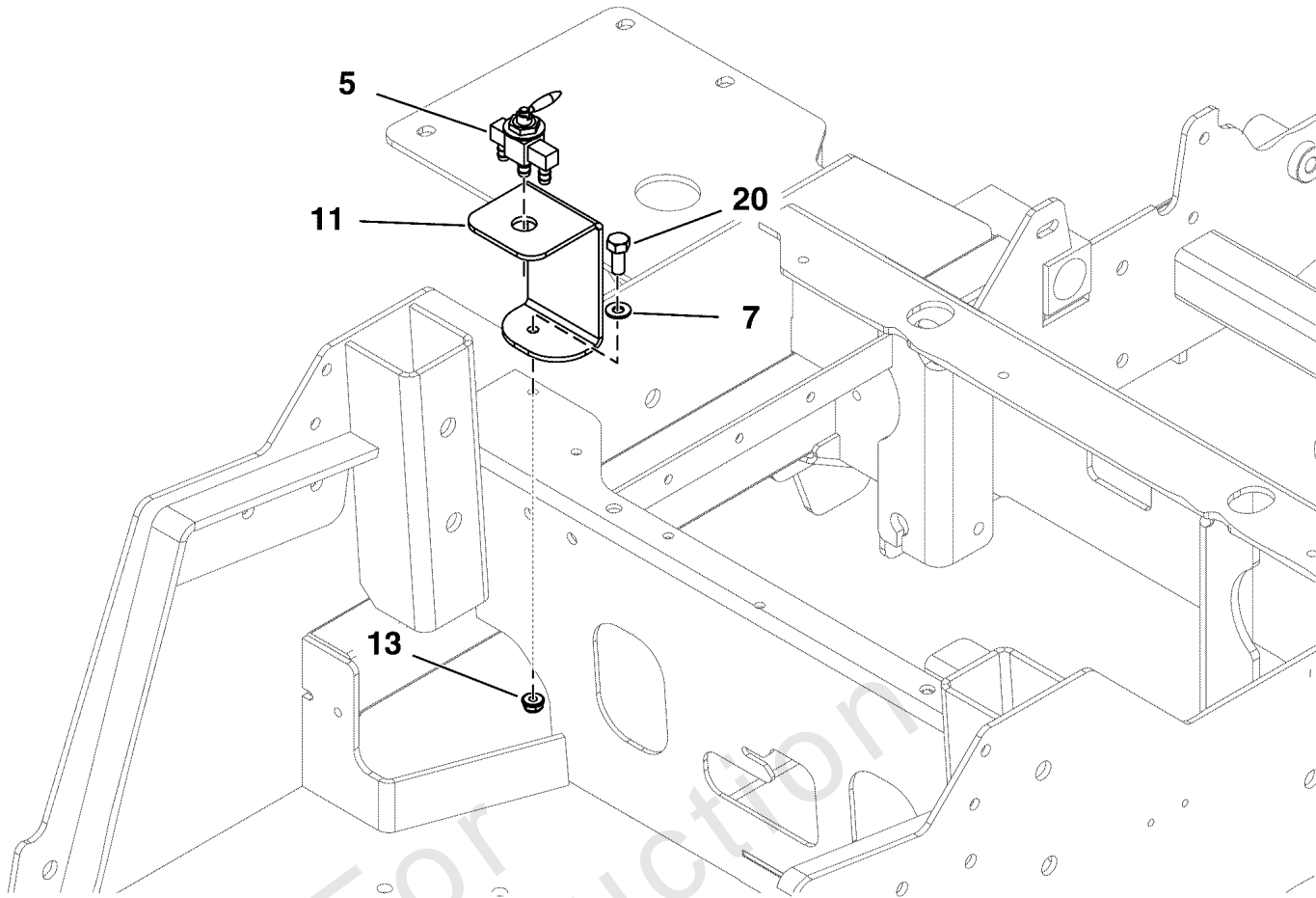
REF NO	PART NO	QTY	DESCRIPTION
1	691038	6	CLAMP, Hose
2	5050831X11YP	1	HOSE, 1/4" FUEL, 11.00"
3	5050831X27SM	1	HOSE, 1/4" FUEL, 27.00"
4	5050831X19P5YP	1	HOSE, 1/4" FUEL, 19.50"
5	5023358SM	1	VALVE, FUEL, STR. OUT
6	5103062YP	2	FITTING, 3/16" TEE, B
7	7700552X15P5YP	1	HOSE, VAPOR, 5MM ID, 15.50 LG
8	7700552X23YP	1	HOSE, VAPOR, 5MM ID, 23.00 LG
9	7700552X13P5YP	1	HOSE, VAPOR, 5MM ID, 13.50 LG
10	7700552X6YP	1	HOSE-VAPOR
11	5415357AYP	1	MOUNT
12	5021030SM	4	TIE WRAP, 5-1/2" LONG
13	703302	1	WASHER, 5/16
14	703115	1	NUT
15	7104638YP	2	VENT, Remote
16	799624	2	GROMMET -(209043)
17	5021178X3SM	1	FUEL FILTER (SV)
18	84001895	1	FILTER, Fuel -(794079)
19	1726400SM	2	BUSHING
20	5101144SM	2	PICKUP TUBE ASM, FUEL TANK (SV)
21	5025011X6SM	1	BOLT, 5/16-18 X 3/4"

Fuel Supply Hose, Tank Replacement Parts, and EVAP Group - S/N: 2017765517 &

Note: Unless noted otherwise, use the standard torque specifications

Mfg. No: 5901748

5303527B 5303818B



Fuel Supply Hose, Tank Replacement Parts, and EVAP Group - S/N: 2017765517 &

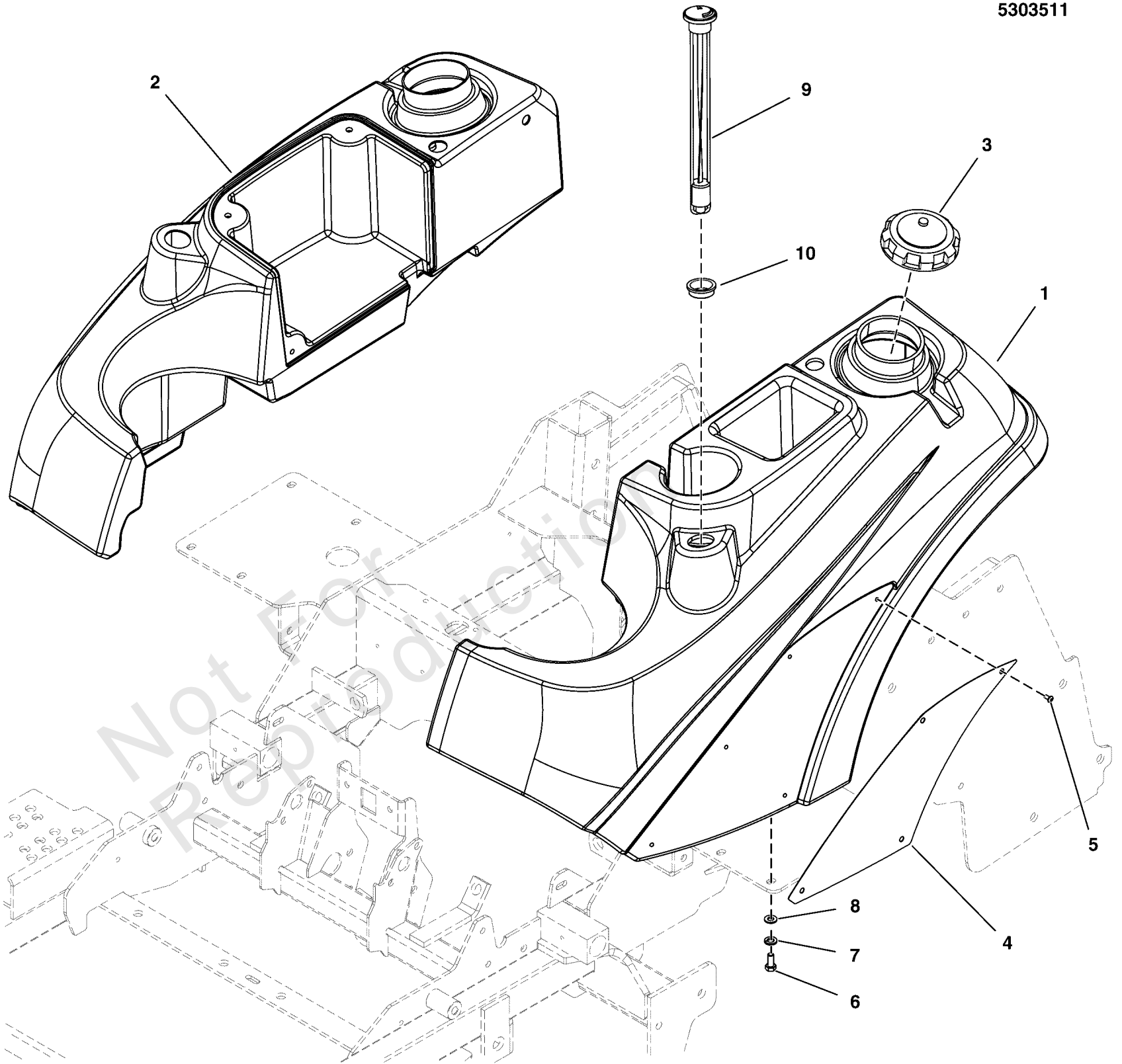
REF NO	PART NO	QTY	DESCRIPTION
1	691038	6	CLAMP, Hose
2	5050831X11YP	1	HOSE, 1/4" FUEL, 11.00"
3	5050831X27SM	1	HOSE, 1/4" FUEL, 27.00"
4	5050831X19P5YP	1	HOSE, 1/4" FUEL, 19.50"
5	5023358SM	1	VALVE, FUEL, STR. OUT
6	7700552X4YP	1	HOSE, VAPOR, 5MM ID, 4.00 LG -(Cut to length)
7	703302	1	WASHER, 5/16
8	7700552X23YP	2	HOSE, VAPOR, 5MM ID, 23.00 LG
9	5105394YP	1	FITTING
10	7700552X22YP	1	HOSE, VAPOR, 5MM ID, -(Cut to length)
11	5415357AYP	1	MOUNT
12	5021030SM	4	TIE WRAP, 5-1/2" LONG
13	703115	1	NUT
14	5101144SM	2	HOSE ASSEMBLY (SV)
15	7104638YP	2	REMOTE, VENT ASSEMBLY, NO VALVE (SV)
16	799624	2	GROMMET -(209043)
17	5021178X3SM	1	FUEL FILTER (SV)
18	84001895	1	FILTER, Fuel -(794079)
19	1726400SM	2	BUSHING-FUEL TANK RED RUBBER (SV)
20	5025011X6SM	1	BOLT, 5/16-18 X 3/4"

Fuel Tank & Mount Group

Note: Unless noted otherwise, use the standard torque specifications

Mfg. No: 5901748

5303511



Fuel Tank & Mount Group

REF NO	PART NO	QTY	DESCRIPTION
1	5103178YP	1	TANK, FUEL, LH
2	5103177YP	1	TANK, FUEL, RH
3	84005958	2	CAP, FUEL TANK
4	5401095CSM	2	BADGE, IS2000 - IS3000 - ORG
5	5025386SM	8	SCREW, #10-24 X 3/8"
6	5025011X6SM	8	BOLT, 5/16-18 X 3/4"
7	5025170SM	8	WASHER, 5/16" LOCK
8	5025292SM	8	WASHER, 5/16" GD.9 FL
9	5022917SM	2	GAUGE, FUEL, 12
10	5022917X1SM	2	GROMMET, FUEL GAUGE

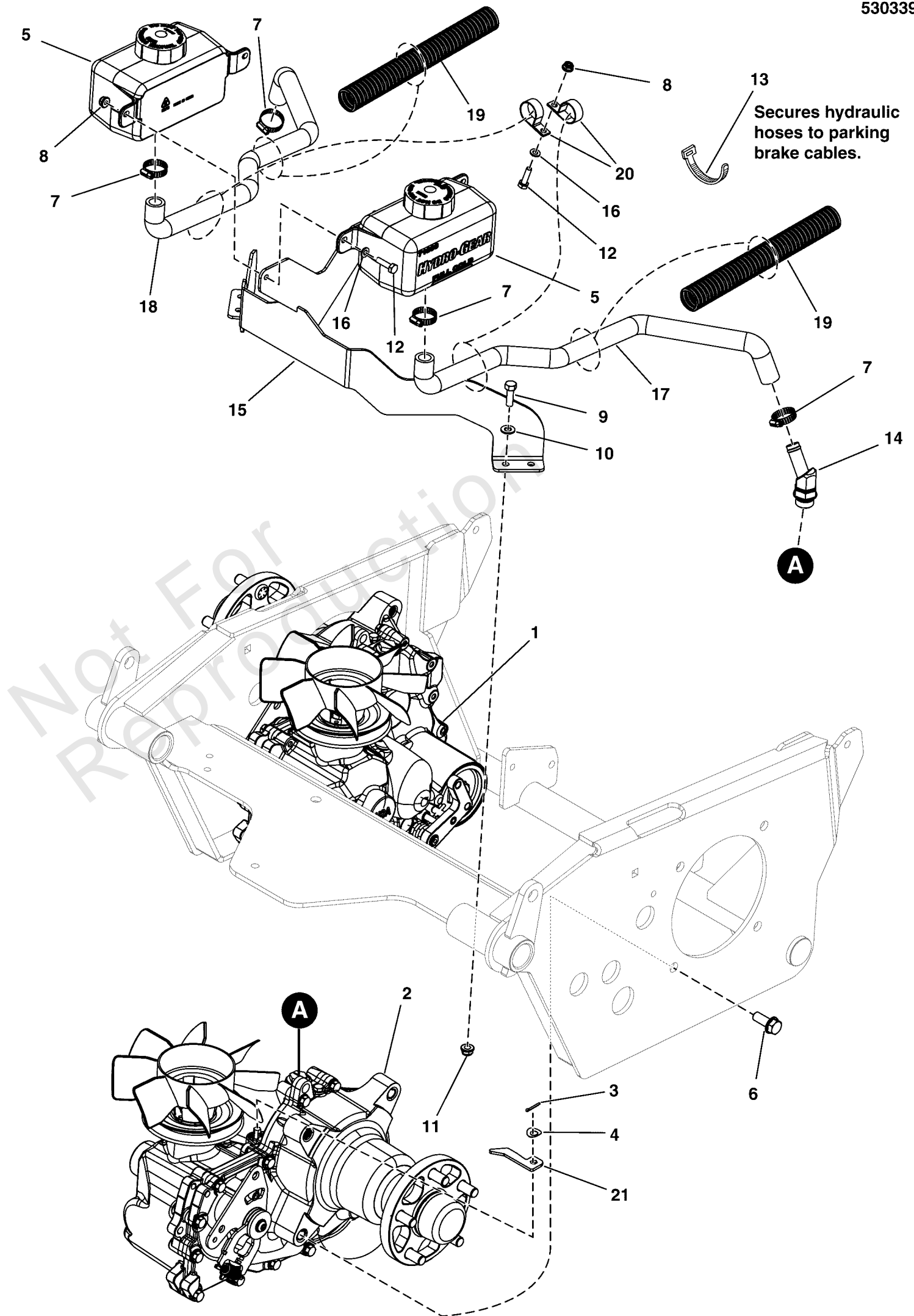
Not For Reproduction

Hydraulic Group

Note: Unless noted otherwise, use the standard torque specifications

Mfg. No: 5901748

5303399B



Hydraulic Group

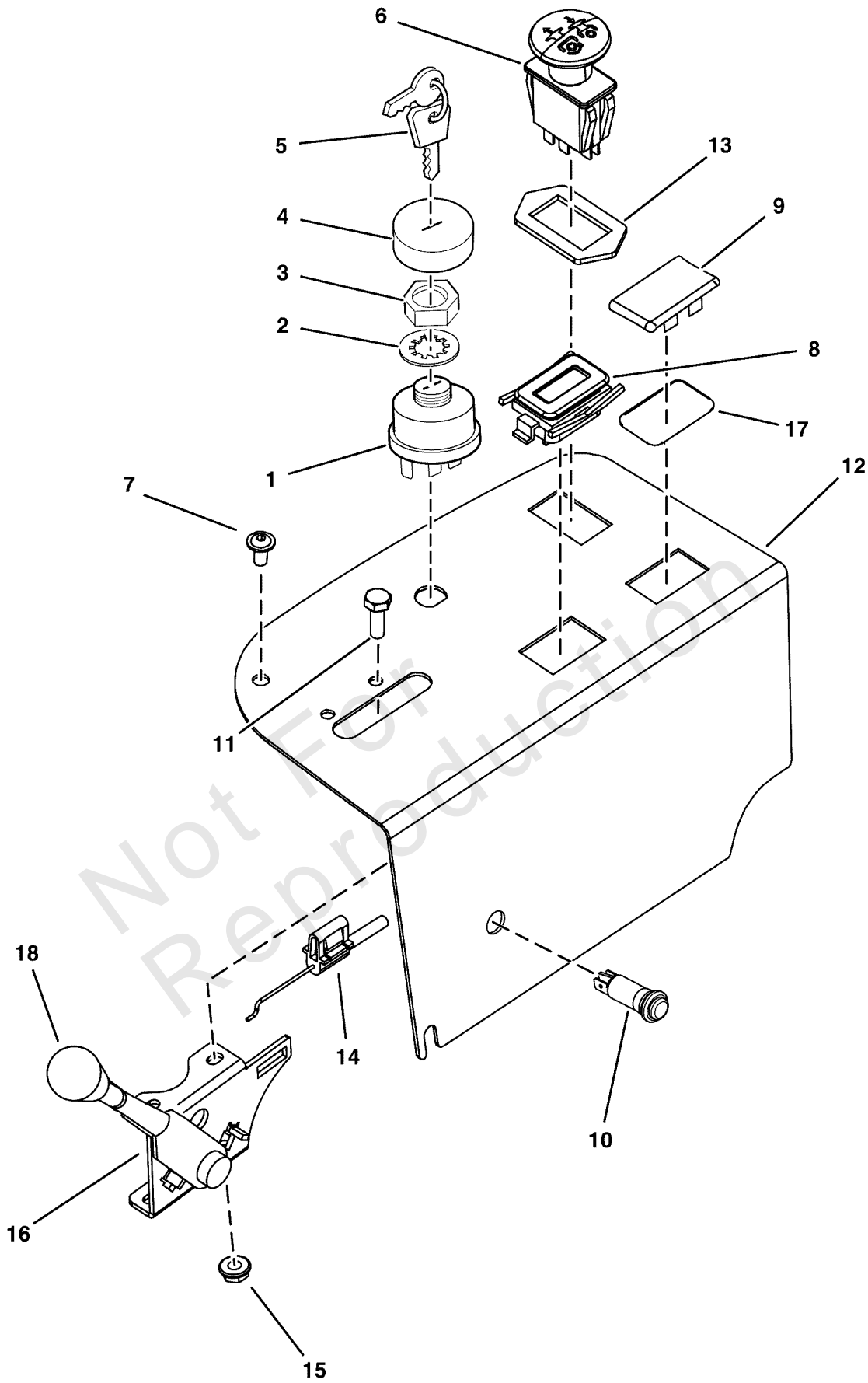
REF NO	PART NO	QTY	DESCRIPTION
1	5104385YP	1	TRANSAXLE, RH
2	5104386YP	1	TRANSAXLE, LH
3	703312	2	PIN, COTTER, 3/32X.75
4	5023202SM	2	WASHER,WAVE,M10
5	5101998YP	2	HYDRO TANK, HYDRO-GEA
6	5025535YP	8	BOLT,HEX FLG,SER,GD8
7	5021164SM	4	CLAMP, #10 HOSE, STAI
8	703463	3	NUT, GR5,1/4-20 -(5025391)
9	703570	4	CAPSCREW, Hex Head, 5/16-18 x 1 1/4
10	703302	4	WASHER, 5/16
11	703115	4	NUT
12	5025010X8SM	3	BOLT, 1/4-20 X 1", GD
13	5021030SM	2	TIE WRAP, 5-1/2" LONG
14	5104409YP	2	FITTING
15	5415880AYP	1	WELD, MOUNT, OIL RESERVOIR - BLK
16	703332	3	WASHER -(5025154)
17	5105178YP	1	HOSE
18	5105179YP	1	HOSE
19	5100384X13YP	2	LOOM, CONVOLUTED SPLIT, 1 ID - 13 LONG
20	5021500SM	2	CLAMP, VINYL INSULATED, 1.00
21	5104436YP	2	ARM, TRANS RELEASE

Instrument Control Panel Group

Note: Unless noted otherwise, use the standard torque specifications

Mfg. No: 5901748

5305000



Instrument Control Panel Group

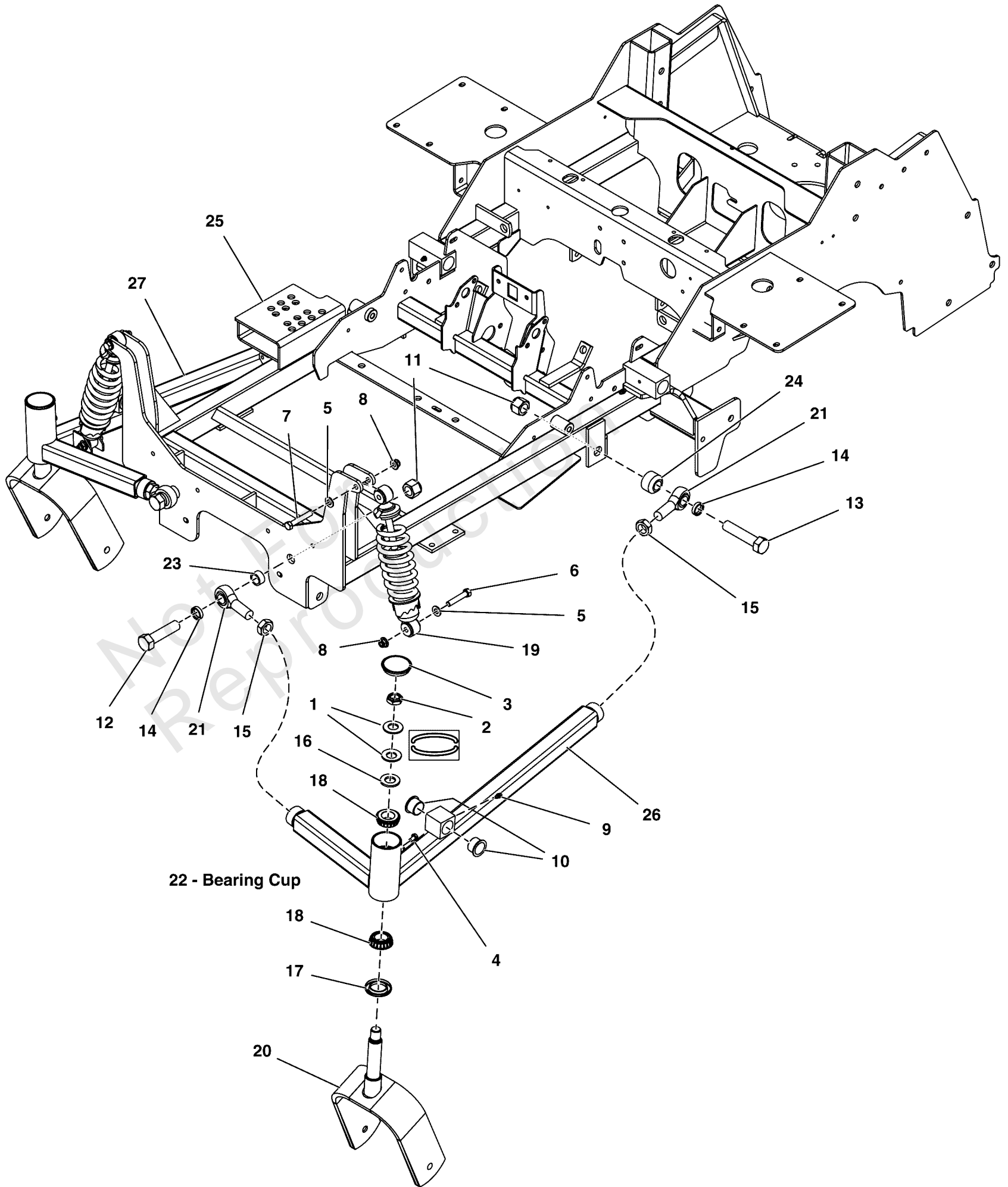
REF NO	PART NO	QTY	DESCRIPTION
1	1737853YP	1	SWITCH ASSEMBLY, Ignition Indak No Keys/Hdwr
2	1960547SM	1	LOCKWASHER-INTERNAL -(80018784)
3	1717549SM	1	NUT, Hex Flange, 5/8-32 IGN SW DIE CAST
4	1717550SM	1	COVER, Ignition Switch
5	1737836YP	1	KEYS, Ignition
6	1722887SM	1	SWITCH-PTO PUSH
7	84002228	3	SCREW, FLANGE
8	84008768	1	HOURMETER
9	1709188SM	1	PLUG, BLACK PLASTIC
10	5103809YP	1	LIGHT, Indicator
11	5025179X6SM	2	SCREW - #10-24
12	5412044AYP	1	PANEL, Control
13	5022222SM	1	RING, SWITCH RETAINER
14	5101073SM	1	CABLE, THROTTLE, 42
15	703412	2	NUT, NYLOCK, 10-24 -(5025271)
16	5101537SM	1	LEVER, THROTTLE CONTR
17	5022269SM	1	O-RING, 7/8" ID X 1/1
18	5046360X1SM	1	KNOB, THROTTLE CONTRO

Main Frame & Front Suspension Group

Note: Unless noted otherwise, use the standard torque specifications

Mfg. No: 5901748

5303592



Main Frame & Front Suspension Group

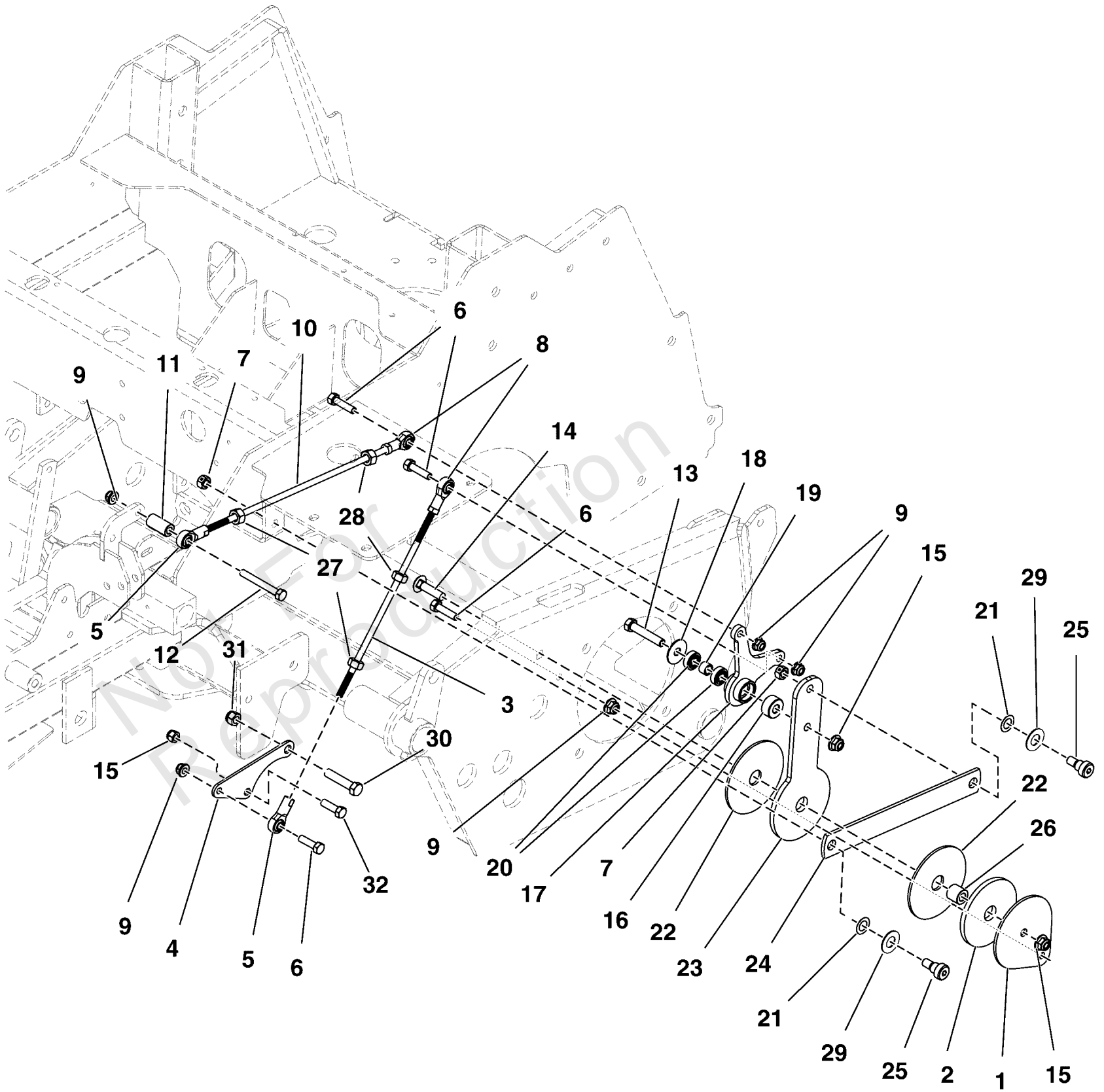
REF NO	PART NO	QTY	DESCRIPTION
1	5025449SM	4	WASHER, BELLEVILLE
2	5025448SM	2	NUT - 3/4-16 HEX JAM
3	5102929YP	2	CAP, LOW PROFILE, STEEL
4	5025457SM	2	BOLT - 1/4-28 X 1/2
5	703590	4	WASHER, FLAT, .406
6	5025013X16SM	2	CAPSCREW, Hex Head, 3/8-16 x 2
7	5025013X18SM	2	BOLT, 3/8-16 X 2-1/4"
8	5025394SM	4	NUT, 3/8-16 HEX NYLOCK
9	5020095SM	4	GREASE FITTING, 1/4-2
10	5023356SM	4	BUSHING, 1.00X1.13X.7
11	5025284SM	4	NUT, 3/4-16 HEX NYLON
12	5025265X24SM	2	BOLT, 3/4-16 X 3" YZ
13	5025265X28SM	2	BOLT, 3/4-16 X 3-1/2"
14	5047461SM	4	SPACER, .76 X 1.00 X
15	5025093SM	4	NUT, 3/4-16 HEX JAM
16	5025160SM	2	WASHER, 3/4" SAE
17	5021072SM	2	SEAL, GREASE
18	5020884SM	4	BEARING, TAPERED ROLL
19	5104052YP	2	SHOCK / SPRING ASSM
20	5411934CYP	2	WELD, CASTER YOKE - ORG
21	5022039SM	4	BALL JOINT, 3/4-16, M
22	5020883SM	4	BEARING CUP
23	5046092SM	2	SPACER, .76 X 1.00 X
24	5046093SM	2	SPACER, .75 X 1.50 X
25	-----	1	WELD, MAIN FRAME, COBALT - ORG
26	5411433CYP	1	WELD, FRONT A-ARM, LH - ORG
27	5411432CYP	1	WELD, FRONT A-ARM, RH - ORG

Motion Control Group - Control System

Note: Unless noted otherwise, use the standard torque specifications

Mfg. No: 5901748

5303398L



Motion Control Group - Control System

REF NO	PART NO	QTY	DESCRIPTION
1	5410271AYP	2	PLATE, CTRL SYSTEM LK
2	5103704YP	2	PAD, .77 X 3.50 X .25
3	5104053YP	2	ROD, 5/16-24
4	5411301AYP	2	PLATE, CONTROL MOUNT
5	5104493YP	4	BALL JOINT 5/16-24 RH
6	5025011X10SM	10	CAPSCREW, Hex Head, 5/16-18 X 1-1/4
7	5025100SM	4	NUT, 3/8-16 HEX SIDE
8	5104494YP	4	BALL JOINT 5/16-24 LH
9	703115	6	NUT
10	5102255YP	2	ROD, HYDRO LINKAGE
11	5102599YP	2	SPACER, .33X.63X1.25
12	5025011X20SM	2	CAPSCREW, Hex Head, 5/16-18 x 2-1/2
13	703873	2	CAPSCREW,3/8-16X2.5
14	5025146X12YP	2	BOLT, 3/8-16 X 1-1/2
15	5025394SM	6	NUT, 3/8-16 HEX NYLOCK
16	5046860SM	2	SPACER
17	5103718YP	2	PIVOT, CONTROL SYSTEM
18	5025165SM	2	WASHER, 3/8" FENDER
19	5103676YP	2	SPACER, .39X.55X.38
20	5102003YP	4	BEARING, .375ID
21	5103784YP	4	WAVE WASHER
22	5103672YP	4	PAD, CONTROL SYSTEM
23	5410268YP	2	PLATE, CTRL SYST ARM
24	5411375AYP	2	LINK, Control
25	5025356SM	4	BOLT, 3/8-16 X 3/8",
26	5103705YP	2	SPACER, .39X.75X.69
27	703331	4	NUT, 5/16-24
28	5023212SM	4	NUT, 5/16-24 HEX, LH
29	5025440SM	4	WASHER, 1/2" YELLOW
30	5025015X6SM	2	BOLT, 7/16-14
31	5025044SM	2	NUT, 7/16-14 HEX
32	5025013X8SM	2	BOLT, 3/8-16 X 1" GD5

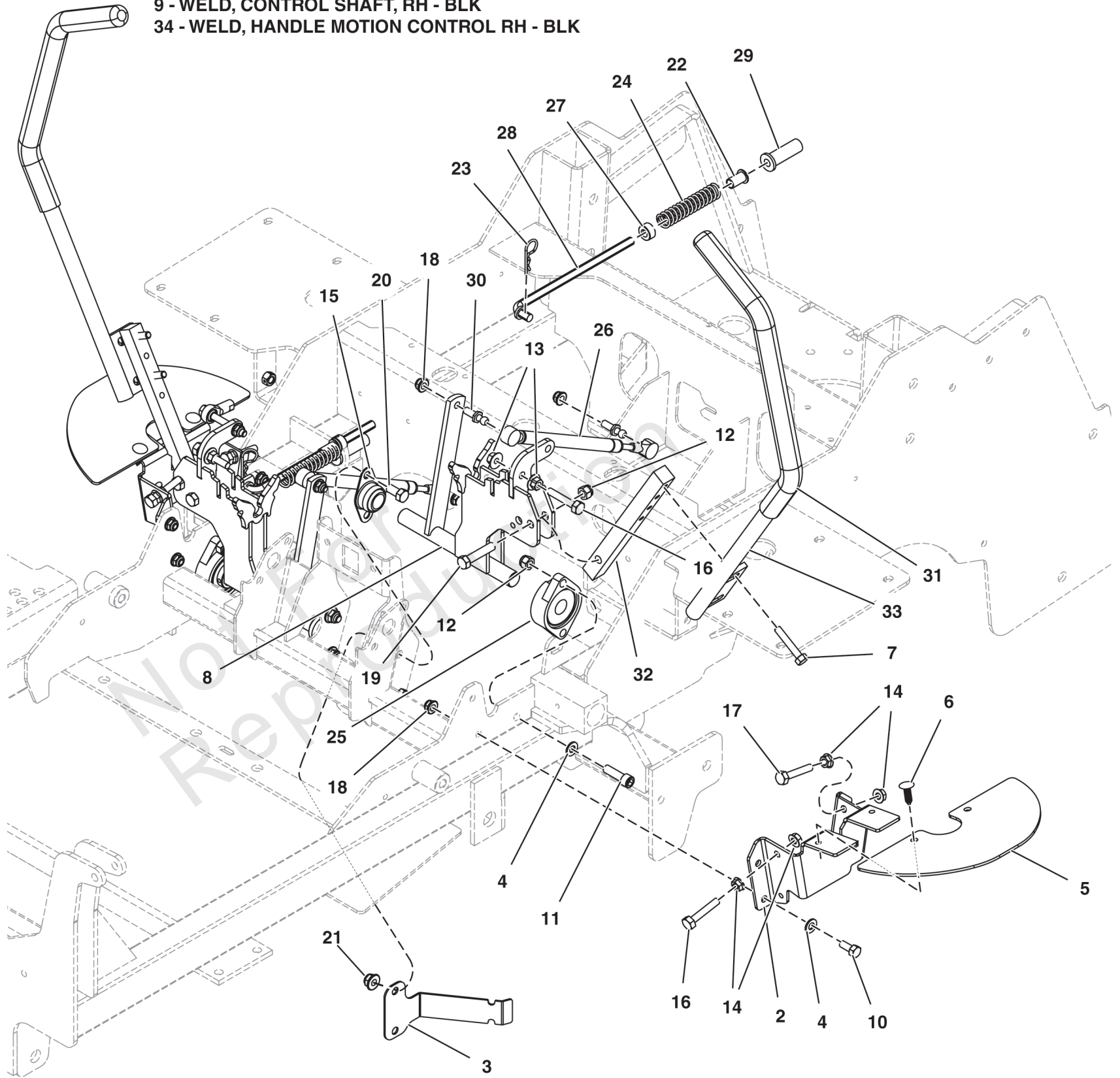
Motion Control Group - Handles & Dampeners

Note: Unless noted otherwise, use the standard torque specifications

Mfg. No: 5901748

5303398UB

- 1 - PLATE, NEUTRAL LOCK, RH - BLK
- 9 - WELD, CONTROL SHAFT, RH - BLK
- 34 - WELD, HANDLE MOTION CONTROL RH - BLK



Motion Control Group - Handles & Dampeners

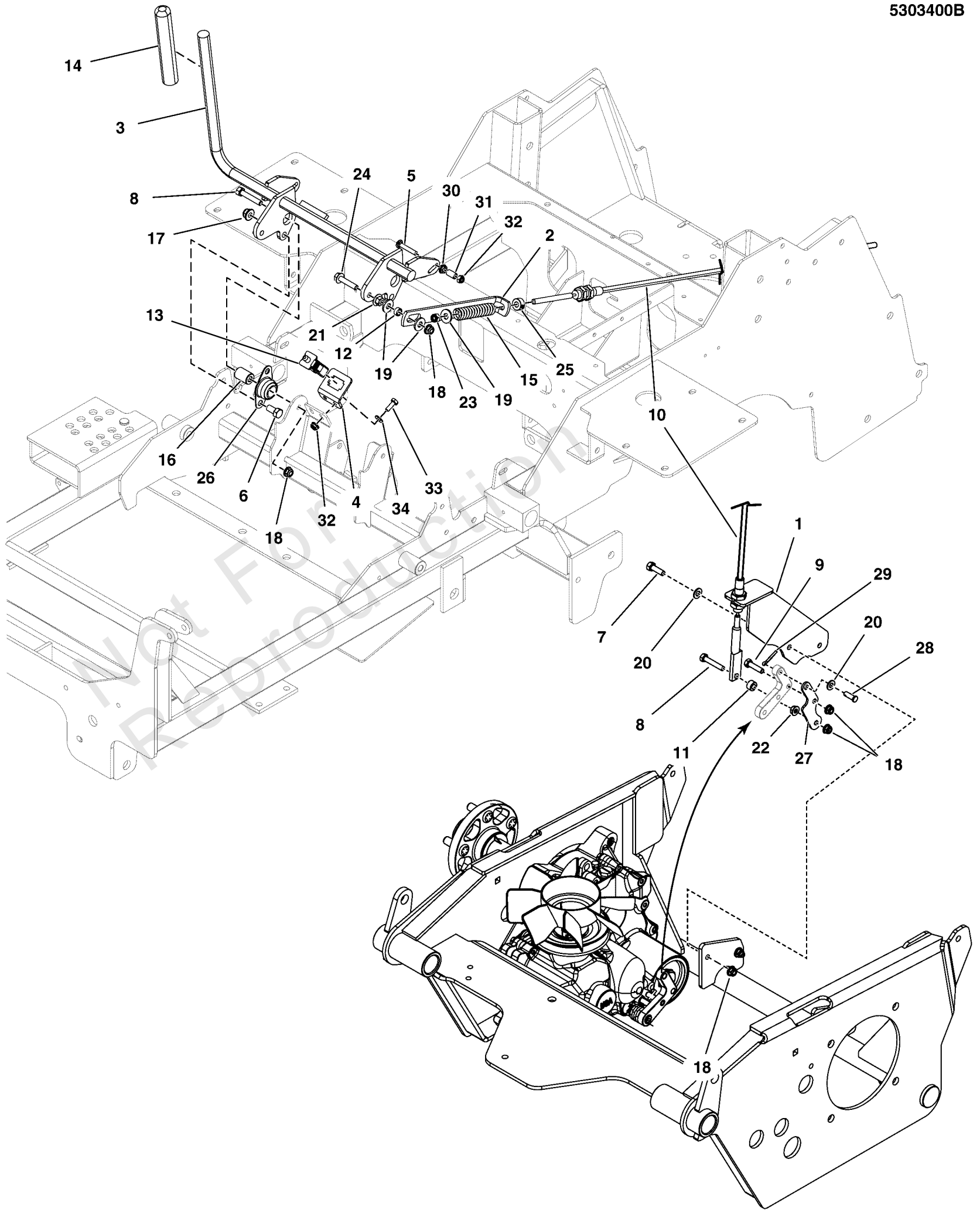
REF NO	PART NO	QTY	DESCRIPTION
1	5416170AYP	1	PLATE
2	5416171AYP	1	PLATE
3	5413137AYP	1	BRACKET, HARNESS MOUNT, 2100 - BLK
4	703302	12	WASHER, 5/16
5	5401248SM	2	GUARD, RUBBER MOTION
6	5025431SM	4	PUSH RIVET (TREE TYPE
7	703354	4	SCREW, 5/16-18
8	5416663AYP	1	SHAFT-CONTROL
9	5416664AYP	1	SHAFT-CONTROL
10	5025011X6SM	6	BOLT, 5/16-18 X 3/4"
11	5025327SM	4	BOLT, 3/8-16 X 1-1/4
12	5025096SM	8	NUT, 3/8-16 HEX NYLON
13	5025139SM	4	NUT, 5/16-18 HEX SERR
14	5025127SM	8	NUT, 5/16-18 HEX SERR
15	5021098SM	2	BEARING, BRONZE FLANG
16	5025055X10YP	4	BOLT, 5/16-18 X 1-1/4
17	5025055X14SM	2	BOLT, 5/16-18 X 1-3/4
18	703115	12	NUT
19	5025013X14SM	4	BOLT, 3/8-16 X 1-3/4"
20	5025013X6SM	6	BOLT, 3/8-16 X 3/4" G
21	5025394SM	4	NUT, 3/8-16 HEX NYLOCK
22	5023260SM	2	BUSHING, NYLON
23	5025210YP	2	PIN, HAIR, .0915 X 1-7/8
24	5022645SM	2	SPRING, REVERSE RETUR
25	5021499SM	2	BEARING, FLANGE
26	5100940SM	2	DAMPNER, CONTROL
27	5010546SM	2	COLLAR, 3/8" SET
28	5100947SM	2	ROD, NEUTRAL
29	5104375YP	2	BUSHING, FLANGED, 3/8
30	5101307SM	4	10MM BALL STUD, 5/16-
31	5104722YP	2	GRIP, FOAM, 1" ID, 16" LONG
32	5103106AYP	2	MOUNT, CONTROL ARM - -(10.5" Total Length, 3 Adjustment Holes)
33	5414431AYP	1	WELD,HANDLE MOTION CNTRL,19.0,1.0,LH,BLK
34	5414432AYP	1	WELD,HANDLE MOTION CNTRL,19.0,1.0,RH,BLK

Parking Brake Group

Note: Unless noted otherwise, use the standard torque specifications

Mfg. No: 5901748

5303400B



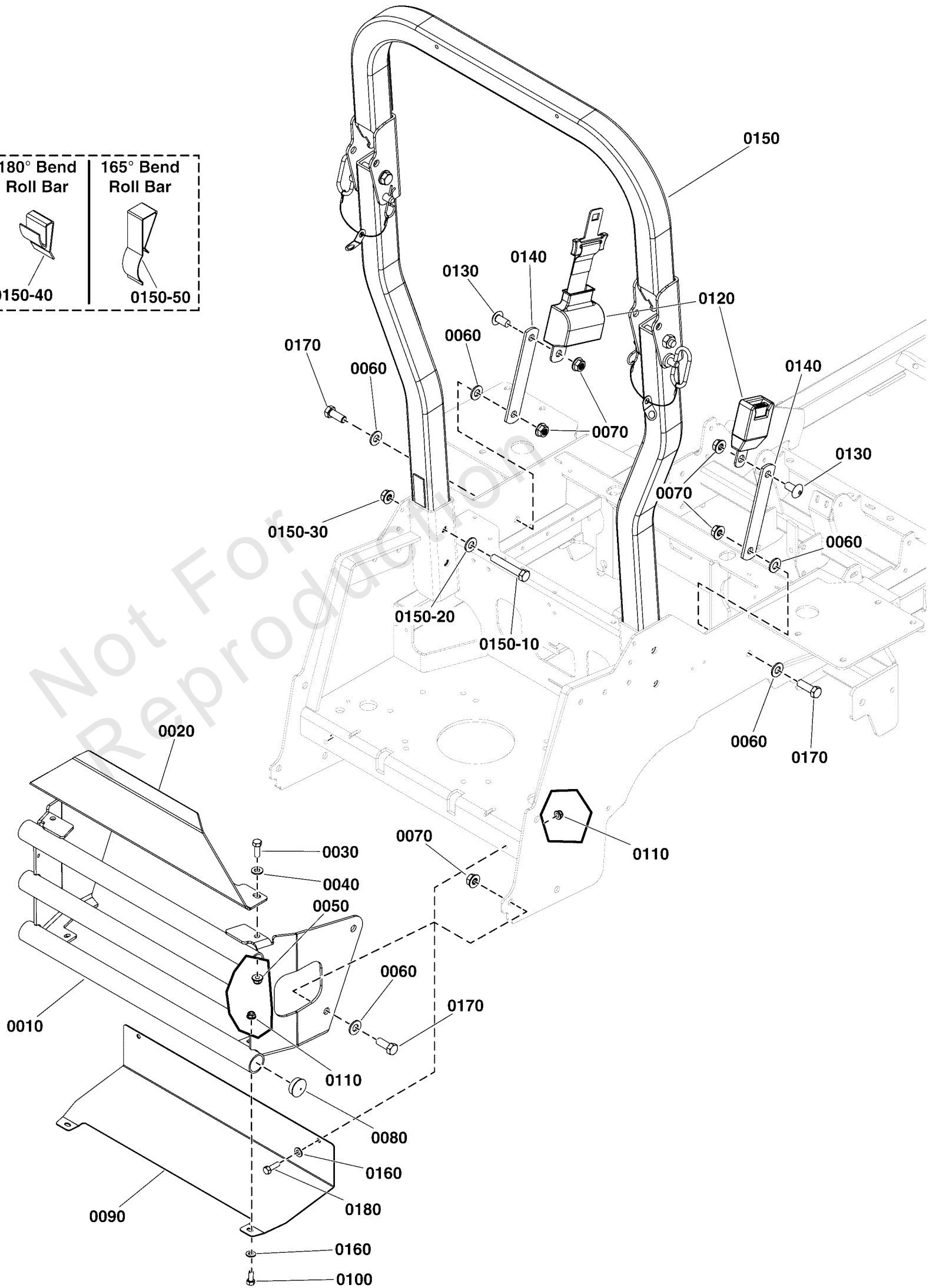
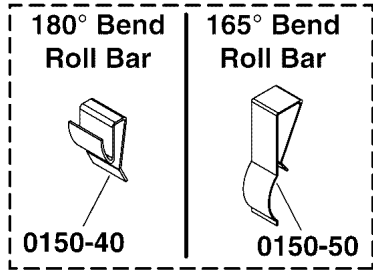
Parking Brake Group

REF NO	PART NO	QTY	DESCRIPTION
1	5413066AYP	2	BRACKET, Mounting
2	5413063AYP	2	ARM, Link
3	5415422AYP	1	WELDMENT
4	5415932AYP	1	TAB
5	704214	2	BOLT, 1/4-20 X 1.5 -(80003564)
6	5025013X6SM	4	BOLT, 3/8-16 X 3/4" G
7	703570	4	CAPSCREW, Hex Head, 5/16-18 x 1 1/4
8	5025011X14SM	4	BOLT, 5/16-18 X 1-3/4
9	5025011X10SM	2	CAPSCREW, Hex Head, 5/16-18 X 1-1/4
10	5104235YP	2	CABLE, PARKING BRAKE
11	5103767YP	2	SPACER, .33X.625X.360
12	5102463YP	2	SPACER, .33 X .50X.25
13	7022886YP	1	SWITCH, DP NO/NC SNAP
14	5101038SM	1	GRIP, FOAM
15	5100385YP	2	SPRING, COMP. 1/2 ID
16	5042134SM	2	SPACER, .32 X .75 X 1
17	5025394SM	4	NUT, 3/8-16 HEX NYLOCK
18	703115	12	NUT -(5025392)
19	5025337YP	6	WASHER, 5/16 USS
20	703302	10	WASHER, 5/16 -(5025155)
21	5025139SM	2	NUT, 5/16-18 HEX SERR
22	5025127SM	2	NUT, 5/16-18 HEX SERR
23	5025045SM	2	NUT, 5/16-24 HEX NYLO
24	5023157SM	2	BOLT - 5/16-18
25	5020047SM	2	COLLAR, 5/16" SET
26	5021098SM	2	BEARING, BRONZE FLANG
27	5413575AYP	2	PLATE, BRAKE ARM
28	84003641	2	PIN, CLEVIS
29	5025203X6SM	2	PIN - COTTER
30	703233	1	NUT, 1/4-20, GR5 -(5025126)
31	5041483YP	2	SPACER
32	5025095SM	4	NUT, 1/4-20 HEX NYLON
33	5025010X6SM	2	BOLT, 1/4-20 X 3/4" G
34	703332	2	WASHER -(5025154)

Rear Bumper & ROPS Group S/N: 2018007563 & Below

Note: Unless noted otherwise, use the standard torque specifications

Mfg. No: 5901748



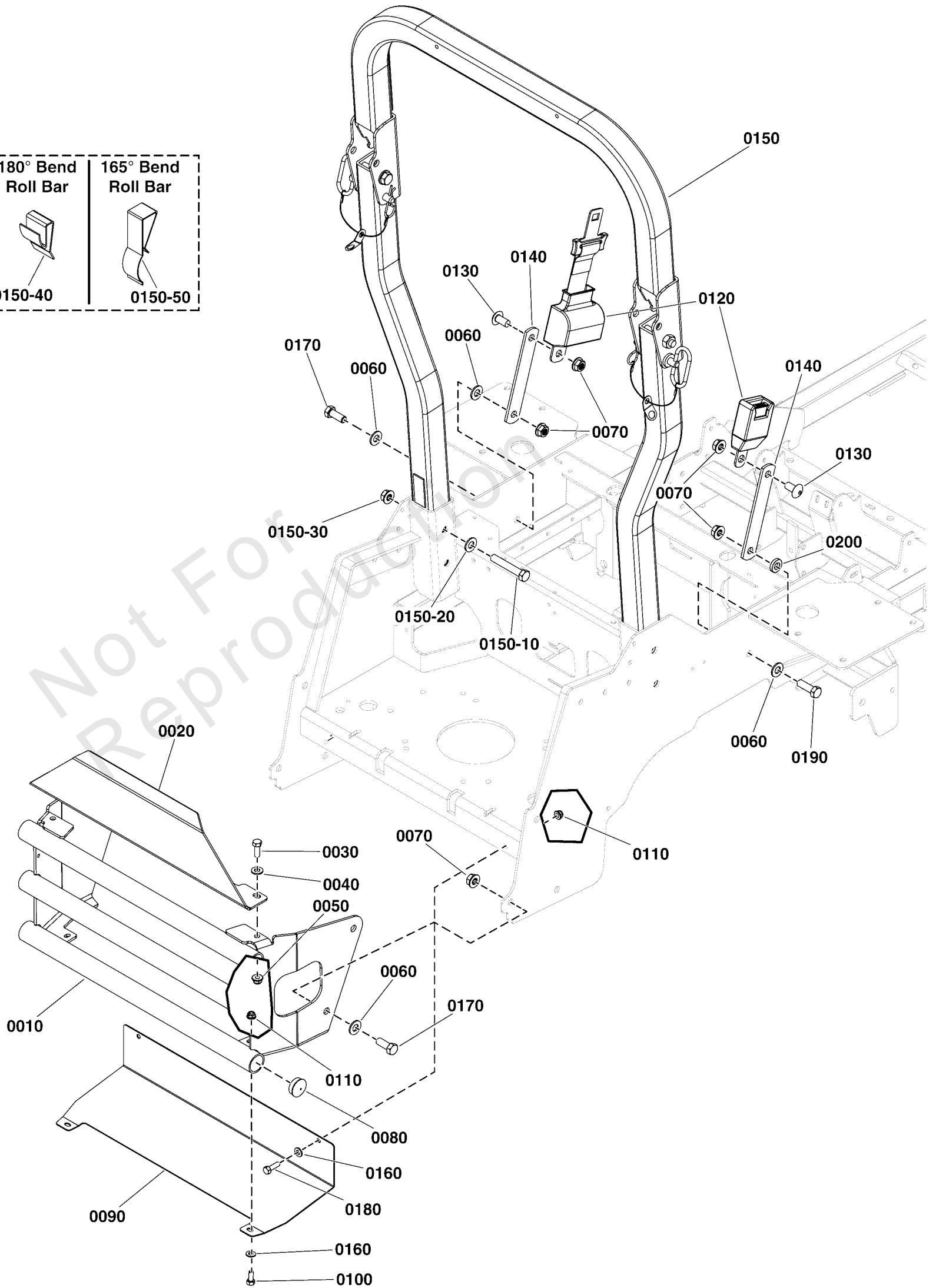
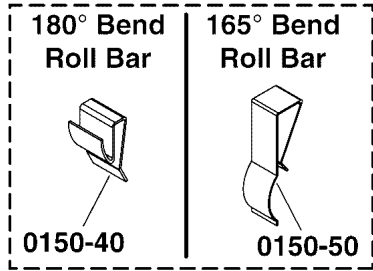
Rear Bumper & ROPS Group S/N: 2018007563 & Below

REF NO	PART NO	QTY	DESCRIPTION
0010	5410483CYP	1	WELD, BUMPER - IS700 - ORG
0020	5410486CYP	1	PLATE, CARB PROTECTOR - ORG
0030	5025013X8SM	2	BOLT, 3/8-16 X 1" GD5
0040	5025293SM	2	WASHER, 3/8"
0050	5025394SM	2	NUT, 3/8-16 HEX NYLOCK
0060	5025158SM	8	WASHER, 1/2" SAE
0070	5025396SM	8	NUT, Hex Flange, 1/2-13
0080	5023484SM	6	PLUG, PANEL, 1.25 - B
0090	5410485AYP	1	PLATE, HEAT SHIELD
0100	5025011X6SM	2	BOLT, 5/16-18 X 3/4"
0110	703115	4	NUT
0120	5100139SM	1	SEAT BELT, RETRACTING
0130	5100267SM	2	SCREW, 1/2-13 X 1.00,
0140	5410295AYP	2	PLATE, SEAT BLT ANCH.
0150	-----	1	ROPS, IS700/IS2100/S125XT
0150-10	5025017X24SM	4	BOLT, 1/2-13 X 3" GD5
0150-20	5025158SM	4	WASHER, 1/2" SAE
0150-30	5025396SM	4	NUT, Hex Flange, 1/2-13
0150-40	5103403X1YP	2	ANTI-RATTLE SPRING, FEMCO #230328972 (SV) -(180 Degree Bend Roll Bar)
0150-50	5105140X1YP	2	ANTI-RATTLE SPRING, ROPS, 165 DEGREE (SV) -(165 Degree Bend Roll Bar)
0160	703302	4	WASHER, 5/16
0170	5025017X10YP	6	BOLT, 1/2-13 X 1-1/4
0180	703570	2	CAPSCREW, Hex Head, 5/16-18 x 1 1/4

Rear Bumper & ROPS Group S/N: 2018007564 to 4000015530

Note: Unless noted otherwise, use the standard torque specifications

Mfg. No: 5901748



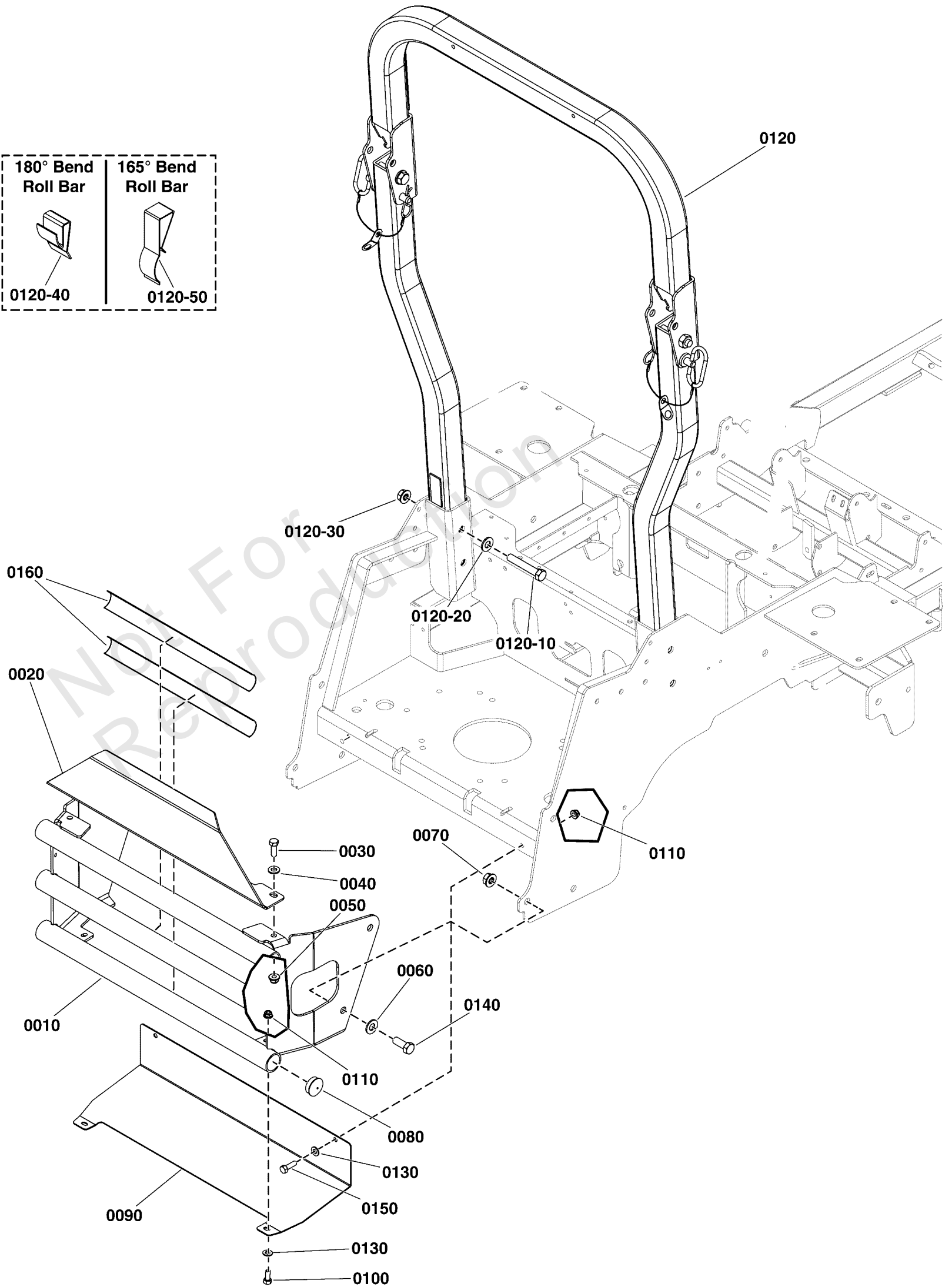
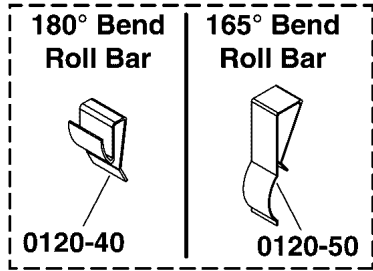
Rear Bumper & ROPS Group S/N: 2018007564 to 4000015530

REF NO	PART NO	QTY	DESCRIPTION
0010	5410483CYP	1	WELD, BUMPER - IS700 - ORG
0020	5410486CYP	1	PLATE, CARB PROTECTOR - ORG
0030	5025013X8SM	2	BOLT, 3/8-16 X 1" GD5
0040	5025293SM	2	WASHER, 3/8"
0050	5025394SM	2	NUT, 3/8-16 HEX NYLOCK
0060	5025158SM	7	WASHER, 1/2" SAE
0070	5025396SM	8	NUT, Hex Flange, 1/2-13
0080	5023484SM	6	PLUG, PANEL, 1.25 - B
0090	5410485AYP	1	PLATE, HEAT SHIELD
0100	5025011X6SM	2	BOLT, 5/16-18 X 3/4"
0110	703115	4	NUT
0120	5100139SM	1	SEAT BELT, RETRACTING
0130	5100267SM	2	SCREW, 1/2-13 X 1.00,
0140	5410295AYP	2	PLATE, SEAT BLT ANCH.
0150	-----	1	ROPS, IS700/IS2100/S125XT
0150-10	5025017X24SM	4	BOLT, 1/2-13 X 3" GD5
0150-20	5025158SM	4	WASHER, 1/2" SAE
0150-30	5025396SM	4	NUT, Hex Flange, 1/2-13
0150-40	5103403X1YP	1	ANTI-RATTLE SPRING, FEMCO #230328972 (SV) -(180 Degree Bend Roll Bar)
0150-50	5105140X1YP	1	ANTI-RATTLE SPRING, ROPS, 165 DEGREE (SV) -(165 Degree Bend Roll Bar)
0160	703302	4	WASHER, 5/16
0170	5025017X10YP	5	BOLT, 1/2-13 X 1-1/4
0180	703570	2	CAPSCREW, Hex Head, 5/16-18 x 1 1/4
0190	5025017X12YP	1	BOLT, 1/2-13 X 1-1/2
0200	5100520SM	1	SPACER .515X1.00X.218

Rear Bumper and ROPS Group S/N: 4000015531 & Above

Note: Unless noted otherwise, use the standard torque specifications

Mfg. No: 5901748



Rear Bumper and ROPS Group S/N: 4000015531 & Above

REF NO	PART NO	QTY	DESCRIPTION
0010	5410483CYP	1	WELD, BUMPER - IS700 - ORG
0020	5410486CYP	1	PLATE, CARB PROTECTOR - ORG
0030	5025013X8SM	2	BOLT, 3/8-16 X 1" GD5
0040	5025293SM	2	WASHER, 3/8"
0050	5025394SM	2	NUT, 3/8-16 HEX NYLOCK
0060	5025158SM	7	WASHER, 1/2" SAE
0070	5025396SM	8	NUT, Hex Flange, 1/2-13
0080	5023484SM	6	PLUG, PANEL, 1.25 - B
0090	5410485AYP	1	PLATE, HEAT SHIELD
0100	5025011X6SM	2	BOLT, 5/16-18 X 3/4"
0110	703115	4	NUT
0120	-----		ROPS, IS700/IS2100/S125XT -(Refer to Note: *)
0120-10	5025017X24SM	4	BOLT, 1/2-13 X 3" GD5
0120-20	5025158SM	4	WASHER, 1/2" SAE
0120-30	5025396SM	4	NUT, Hex Flange, 1/2-13
0120-40	5103403X1YP	1	ANTI-RATTLE SPRING, FEMCO #230328972 (SV) -(180 Degree Bend Roll Bar)
0120-50	5105140X1YP	1	ANTI-RATTLE SPRING, ROPS, 165 DEGREE (SV) -(165 Degree Bend Roll Bar)
0130	703302	4	WASHER, 5/16
0140	5025017X10YP	4	BOLT, 1/2-13 X 1-1/4
0150	703570	2	CAPSCREW, Hex Head, 5/16-18 x 1 1/4
0160	84002227	2	TAPE

Footnotes:

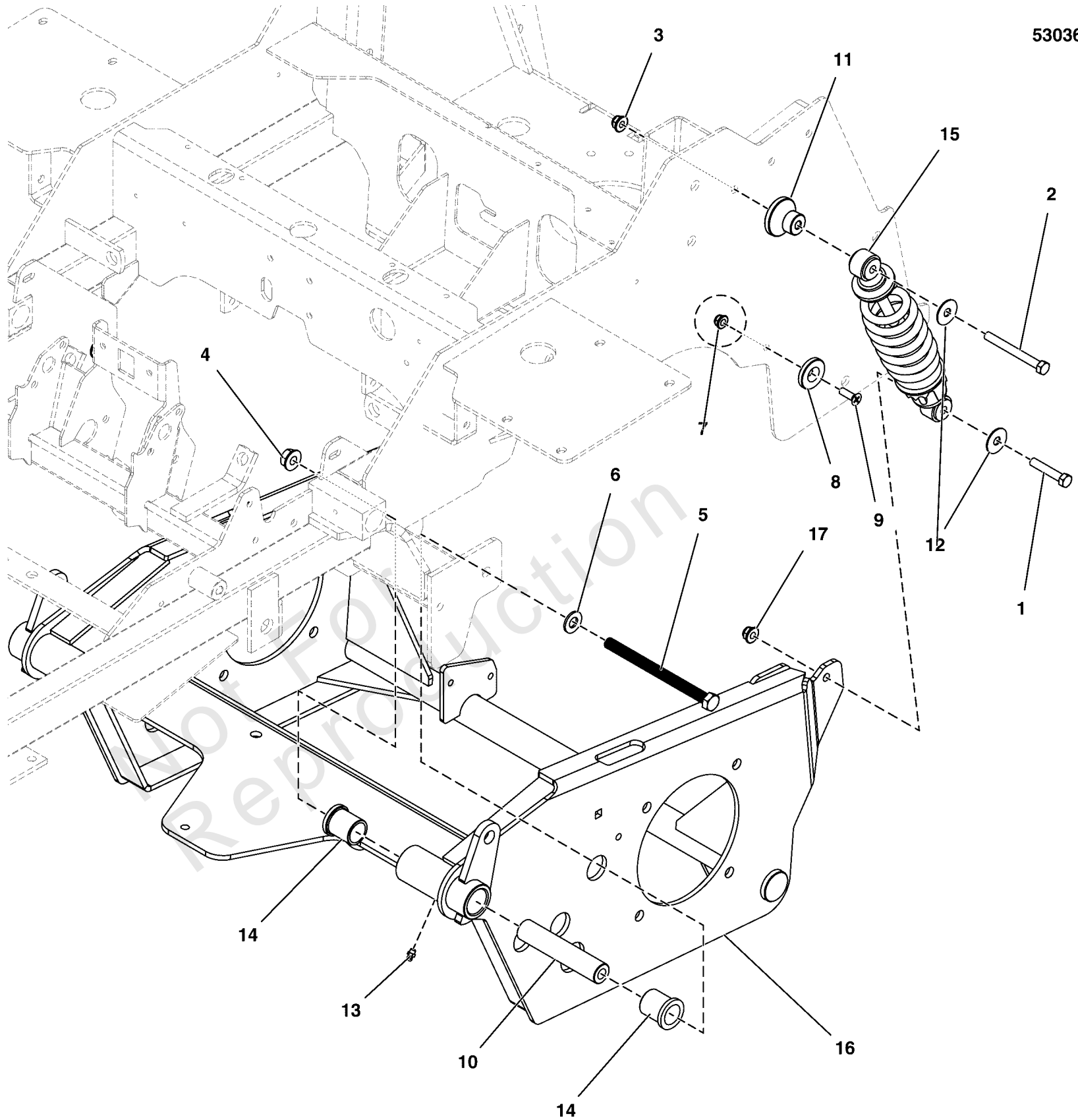
Note: *Contact the Service Department at 1-800-933-6175 for roll bar replacement parts. You must provide the serial number of the roll bar system.

Rear Suspension Group

Note: Unless noted otherwise, use the standard torque specifications

Mfg. No: 5901748

5303664A



Rear Suspension Group

REF NO	PART NO	QTY	DESCRIPTION
1	703589	2	CAPSCREW, 3/8-16X2
2	5025013X28SM	2	BOLT, 3/8-16 X 3-1/2"
3	5025394SM	2	NUT, 3/8-16 HEX NYLOCK
4	5025396SM	2	NUT, 1/2-13 HEX NYLOCK FLANGE
5	5025488X52YP	2	BOLT
6	5025158SM	2	WASHER, 1/2" SAE
7	703115	2	NUT
8	5102701YP	2	SPACER
9	5025594YP	2	SCREW, 5/16-18 X 1
10	5100194SM	2	SPACER, .52 X 1.00 X
11	5104704YP	2	SPACER
12	5025165SM	4	WASHER, 3/8" FENDER
13	5020095SM	2	GREASE FITTING, 1/4-2
14	5021541SM	4	BUSHING, FLANGE
15	5104060YP	2	SHOCK / SPRING ASSM
16	5413059CYP	1	WELD, TRANS CARRIAGE, IS2100 - ORG
17	5025394SM	2	NUT, 3/8-16 HEX NYLOCK

Seat Mount and Floor Group S/N: 4000875836 and Below

Note: Unless noted otherwise, use the standard torque specifications

Mfg. No: 5901748

Seat Service Parts:

0070-10 - Lumbar/Recline Lever

0070-15 - Track Kit, Seat

0070-20 - Set of Arm Kits

0070-25 - Set of Arm Pads

0070-30 - Weight Adjust/Indicator Knob

0070-35 - Bellows w/ Hardware Base

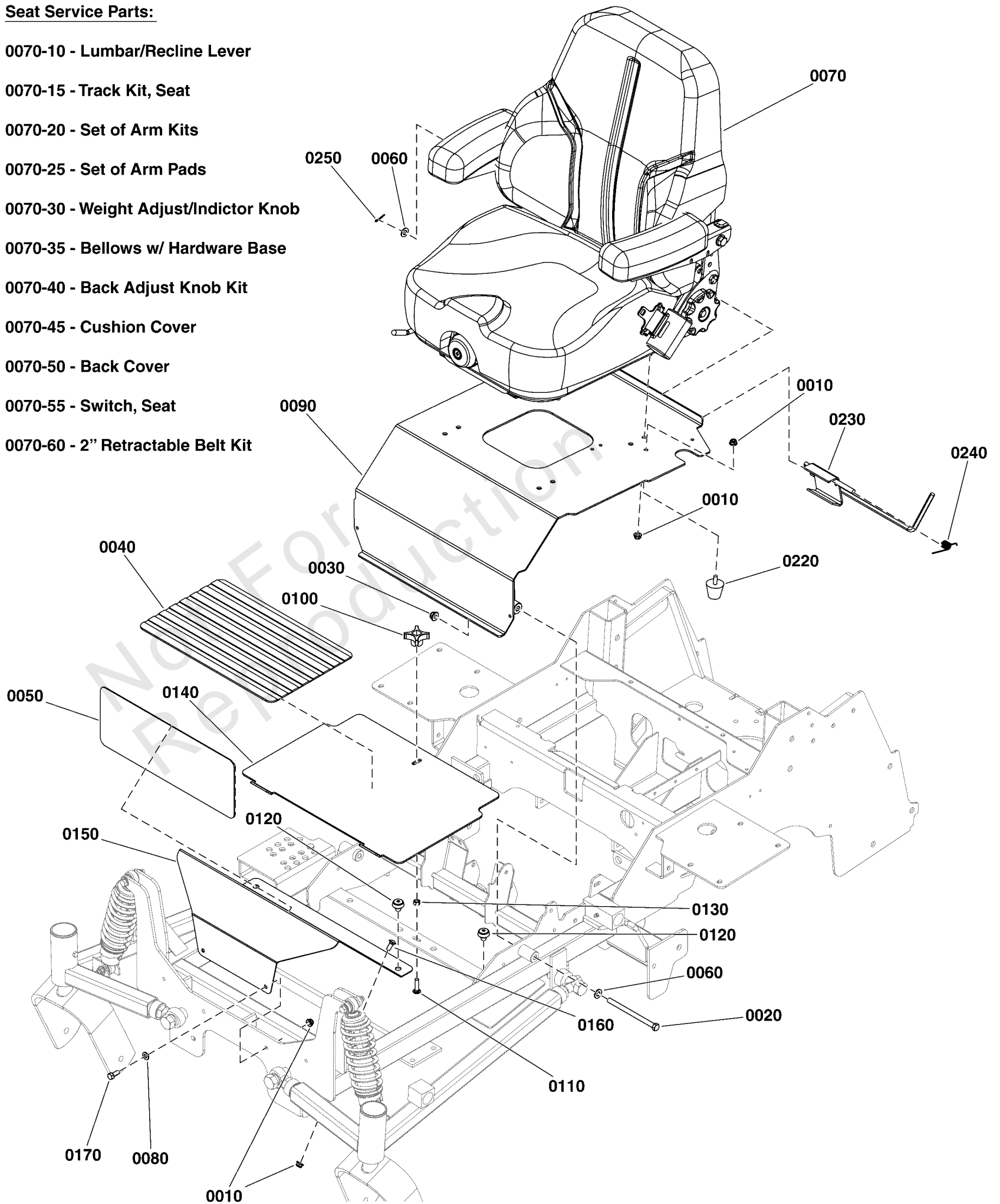
0070-40 - Back Adjust Knob Kit

0070-45 - Cushion Cover

0070-50 - Back Cover

0070-55 - Switch, Seat

0070-60 - 2" Retractable Belt Kit



Seat Mount and Floor Group S/N: 4000875836 and Below

REF NO	PART NO	QTY	DESCRIPTION
0010	703115	10	NUT
0020	5025013X44SM	2	BOLT, 3/8-16 X 5-1/2"
0030	5025394SM	2	NUT, 3/8-16 HEX NYLOCK
0040	5101333YP	1	SAFETY WALK, FLOOR PL
0050	5101374YP	1	SAFETY WALK, FLOOR RE
0060	703590	3	WASHER, FLAT, .406
0070	84001869	1	SEAT, HIGH BACK, SUSP, SWITCH&SEAT BELTS
0070-10	84003205	1	LUMBAR/RECLINE/ISO LVR W/ RLL PIN BS -(SV)
0070-15	84003206	1	4" SINGLE LOCKING TRACKS BASE -(SV)
0070-20	84003207	1	SET OF ARM KITS -(SV)
0070-25	84003208	1	SET OF ARM PADS -(SV)
0070-30	84003209	1	KNOB, Adjuster -(SV)
0070-35	84003210	1	BELLOWS W/ HARDWARE BASE -(SV)
0070-40	84003211	1	KNOB, Adjuster -(SV)
0070-45	84003212	1	CUSHION, Seat -(SV)
0070-50	84003213	1	CUSHION, BACK -(SV)
0070-55	7023354YP	1	SWITCH, SEAT -(SV)
0070-60	84003214	1	BELT, Seat -(SV)
0080	703302	2	WASHER, 5/16
0090	84006679	1	SEAT PLATE ASSEMBLY
0100	1670578SM	1	KNOB-INT THR .312-18
0110	5025145X10YP	1	BOLT, 5/16-18 X 1-1/4
0120	197546GS	6	MOUNT-VIBRATION
0130	703164	1	NUT
0140	5410296CYP	1	PLATE, FLOOR, REMOVABLE, IS700 - ORG
0150	5410763CYP	1	PLATE, FRONT FLOOR, COBALT - ORG
0160	5025145X6SM	2	BOLT, 5/16-18 X 3/4",
0170	5025011X6SM	2	BOLT, 5/16-18 X 3/4"
0220	84003201	2	SUPPORT, RUBBER
0230	84002142	1	WELD, SEAT LATCH HOOK - BLK
0240	84003202	1	SPRING, TORSION
0250	703312	1	PIN, COTTER, 3/32X.75

Seat Mount and Floor Group S/N: 4000875837 and Above

Note: Unless noted otherwise, use the standard torque specifications

Mfg. No: 5901748

Seat Service Parts:

0070-10 - Lumbar/Recline Lever

0070-15 - Track Kit, Seat

0070-20 - Set of Arm Kits

0070-25 - Set of Arm Pads

0070-30 - Weight Adjust/Indicator Knob

0070-35 - Bellows w/ Hardware Base

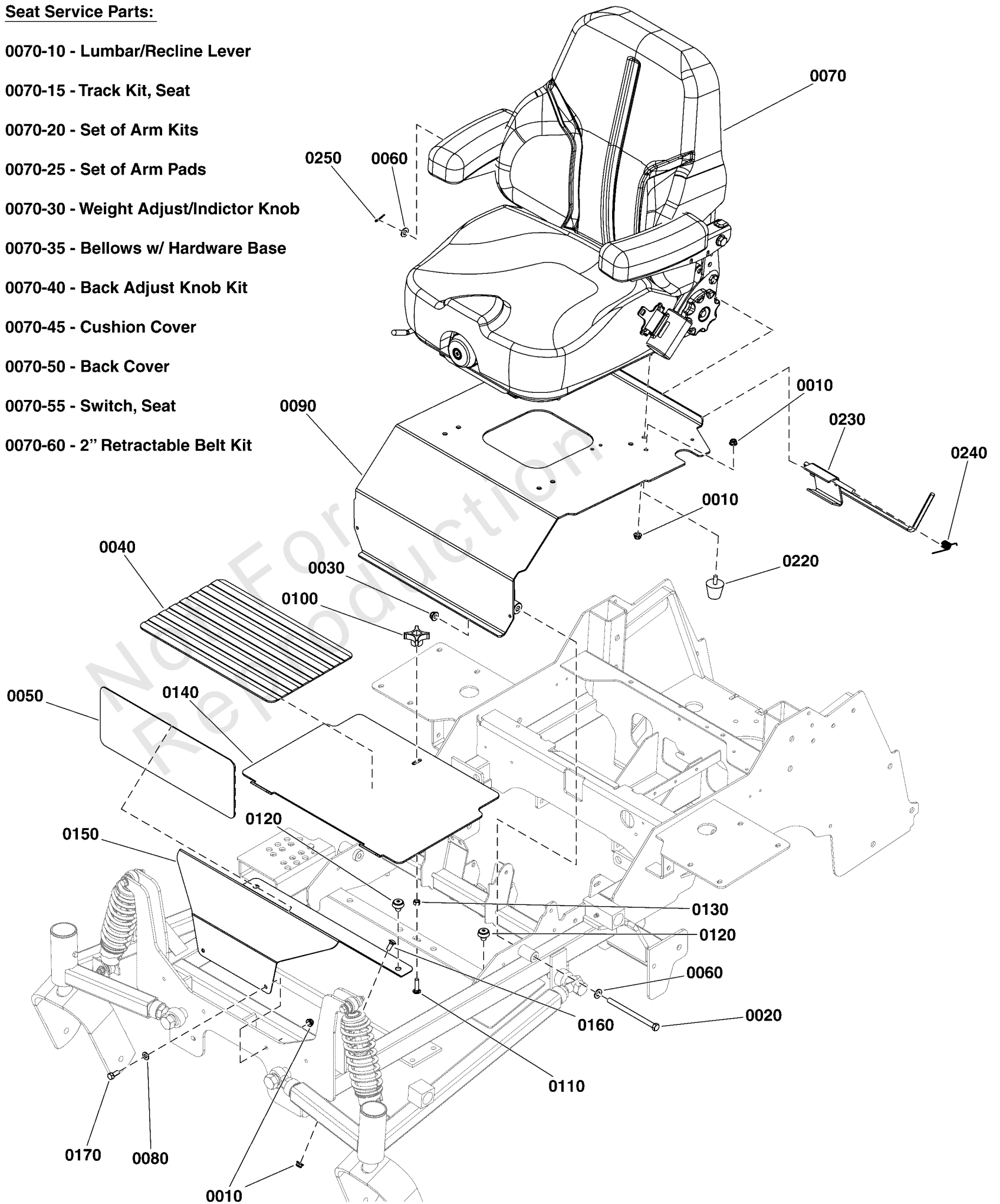
0070-40 - Back Adjust Knob Kit

0070-45 - Cushion Cover

0070-50 - Back Cover

0070-55 - Switch, Seat

0070-60 - 2" Retractable Belt Kit



Seat Mount and Floor Group S/N: 4000875837 and Above

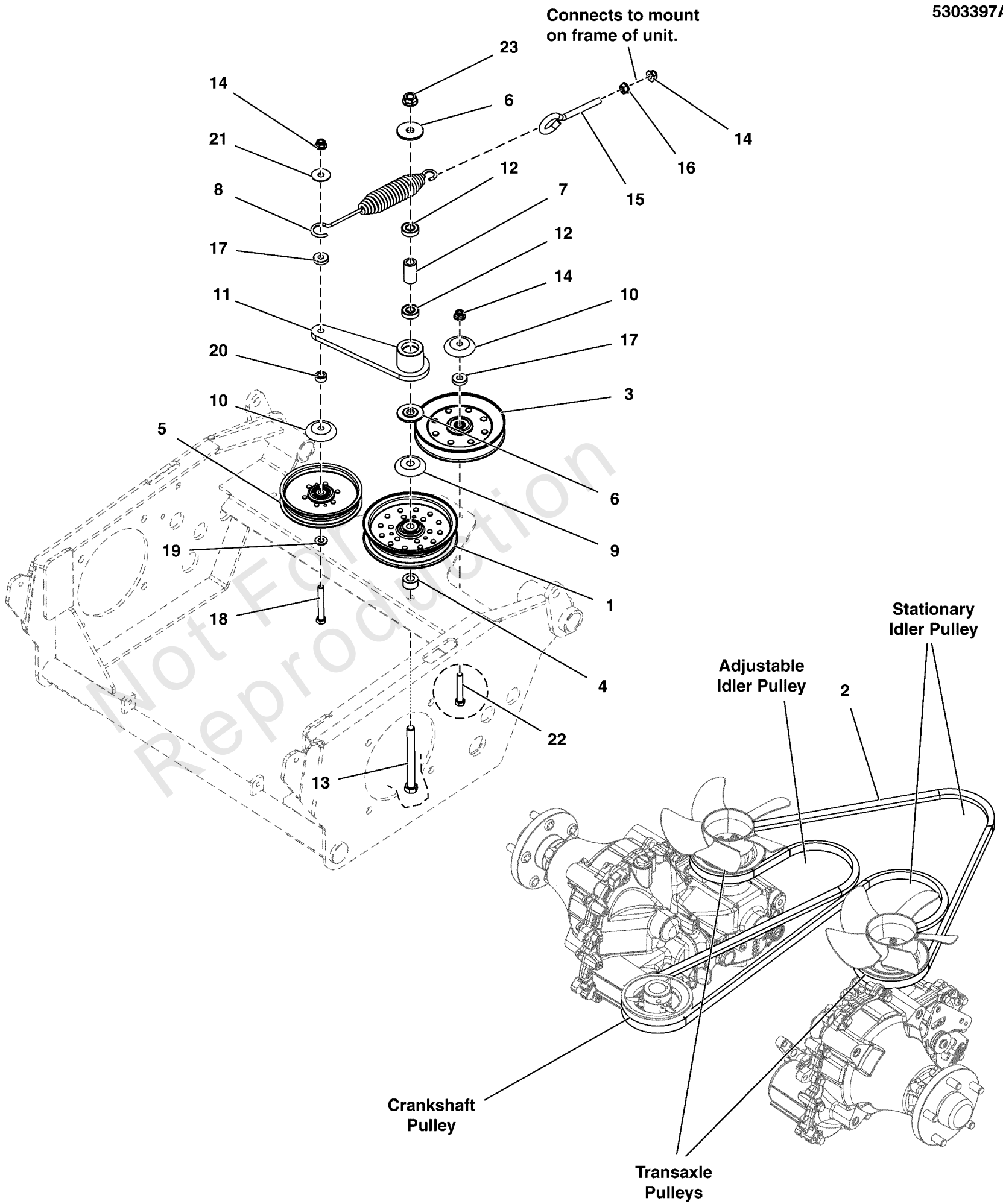
REF NO	PART NO	QTY	DESCRIPTION
0010	703115	10	NUT
0020	5025013X44SM	2	BOLT, 3/8-16 X 5-1/2"
0030	5025394SM	2	NUT, 3/8-16 HEX NYLOCK
0040	5101333YP	1	SAFETY WALK, FLOOR PL
0050	5101374YP	1	SAFETY WALK, FLOOR RE
0060	703590	3	WASHER, FLAT, .406
0070	84006088	1	SEAT
0070-10	84003205	1	LUMBAR/RECLINE/ISO LVR W/ RLL PIN BS -(SV)
0070-15	84003206	1	4" SINGLE LOCKING TRACKS BASE -(SV)
0070-20	84003207	1	SET OF ARM KITS -(SV)
0070-25	84003208	1	SET OF ARM PADS -(SV)
0070-30	84003209	1	KNOB, Adjuster -(SV)
0070-35	84003210	1	BELLOWS W/ HARDWARE BASE -(SV)
0070-40	84003211	1	KNOB, Adjuster -(SV)
0070-45	84003212	1	CUSHION, Seat -(SV)
0070-50	84006091	1	CUSHION, Back -(SV)
0070-55	7023354YP	1	SWITCH, SEAT -(SV)
0070-60	84003214	1	BELT, Seat -(SV)
0080	703302	2	WASHER, 5/16
0090	84006679	1	SEAT PLATE ASSEMBLY
0100	1670578SM	1	KNOB-INT THR .312-18
0110	5025145X10YP	1	BOLT, 5/16-18 X 1-1/4
0120	197546GS	6	MOUNT-VIBRATION
0130	703164	1	NUT
0140	5410296CYP	1	PLATE, FLOOR, REMOVABLE, IS700 - ORG
0150	5410763CYP	1	PLATE, FRONT FLOOR, COBALT - ORG
0160	5025145X6SM	2	BOLT, 5/16-18 X 3/4",
0170	5025011X6SM	2	BOLT, 5/16-18 X 3/4"
0220	84003201	2	SUPPORT, RUBBER
0230	84002142	1	WELD, SEAT LATCH HOOK - BLK
0240	84003202	1	SPRING, TORSION
0250	703312	1	PIN, COTTER, 3/32X.75

Transaxle Drive Group

Note: Unless noted otherwise, use the standard torque specifications

Mfg. No: 5901748

5303397A



Transaxle Drive Group

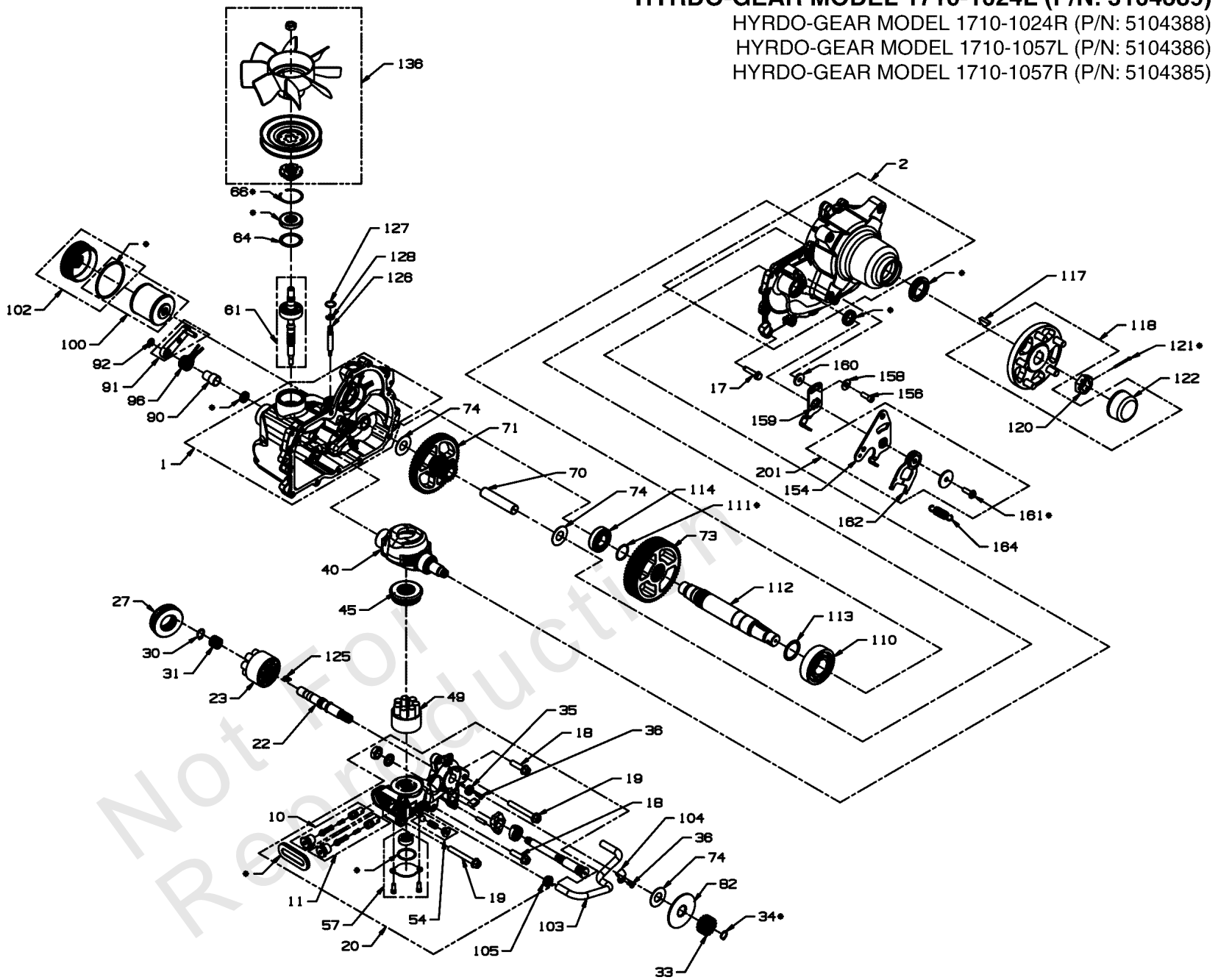
REF NO	PART NO	QTY	DESCRIPTION
1	5101794YP	1	PULLEY, IDLER, 5" OD
2	5103907YP	1	BELT, B-SEC, 123"EL
3	5102093YP	1	PULLEY-IDLER-V
4	5101162YP	1	SPACER
5	5103789YP	1	PULLEY, C-SEC,V-IDLER
6	5103262YP	2	SPACER, IDLER ARM
7	5103812YP	1	SPACER, .52 X .84 X 1
8	5100632YP	1	SPRING, EXTENSION -(Coil-to-coil measurement: 6-3/4")
9	5101103SM	1	SHIELD, PULLEY
10	5103787YP	2	SHIELD, BRNG PULLEY
11	5412787AYP	1	ARM, PUMP DRIVE IDLER
12	7078243YP	2	BEARING, BALL, AXLE
13	5025017X40SM	1	BOLT, 1/2-13 X 5" GD5
14	5025394SM	3	NUT, 3/8-16 HEX NYLOCK
15	5023497SM	1	EYE BOLT, 3/8-16 X 5"
16	5025128SM	1	NUT, 3/8-16 HEX SERRA
17	5044960SM	2	SPACER, .39 X 1.00 X
18	5025013X22SM	1	BOLT, 3/8-16 X 2-3/4"
19	5025293SM	1	WASHER, 3/8"
20	5046860SM	1	SPACER
21	5025165SM	1	WASHER, 3/8" FENDER
22	5025013X18SM	1	BOLT, 3/8-16 X 2-1/4"
23	5025396SM	1	NUT, Hex Flange, 1/2-13

HYRDO-GEAR MODEL 1710-1024L (P/N: 5104389)

HYRDO-GEAR MODEL 1710-1024R (P/N: 5104388)

HYRDO-GEAR MODEL 1710-1057L (P/N: 5104386)

HYRDO-GEAR MODEL 1710-1057R (P/N: 5104385)



200 - SEAL KIT (*) PARTS INCLUDED IN SEAL KIT

Transaxle SERVICE Parts

REF NO	PART NO	QTY	DESCRIPTION
100	5104385X1YP	1	KIT, FILTER (SV)
122	5101987X5YP	1	AXLE CAP (SV)
136	5104387YP	1	KIT, FAN/PULLEY (SV)
200	5104385X2YP	1	KIT, SEAL (SV)

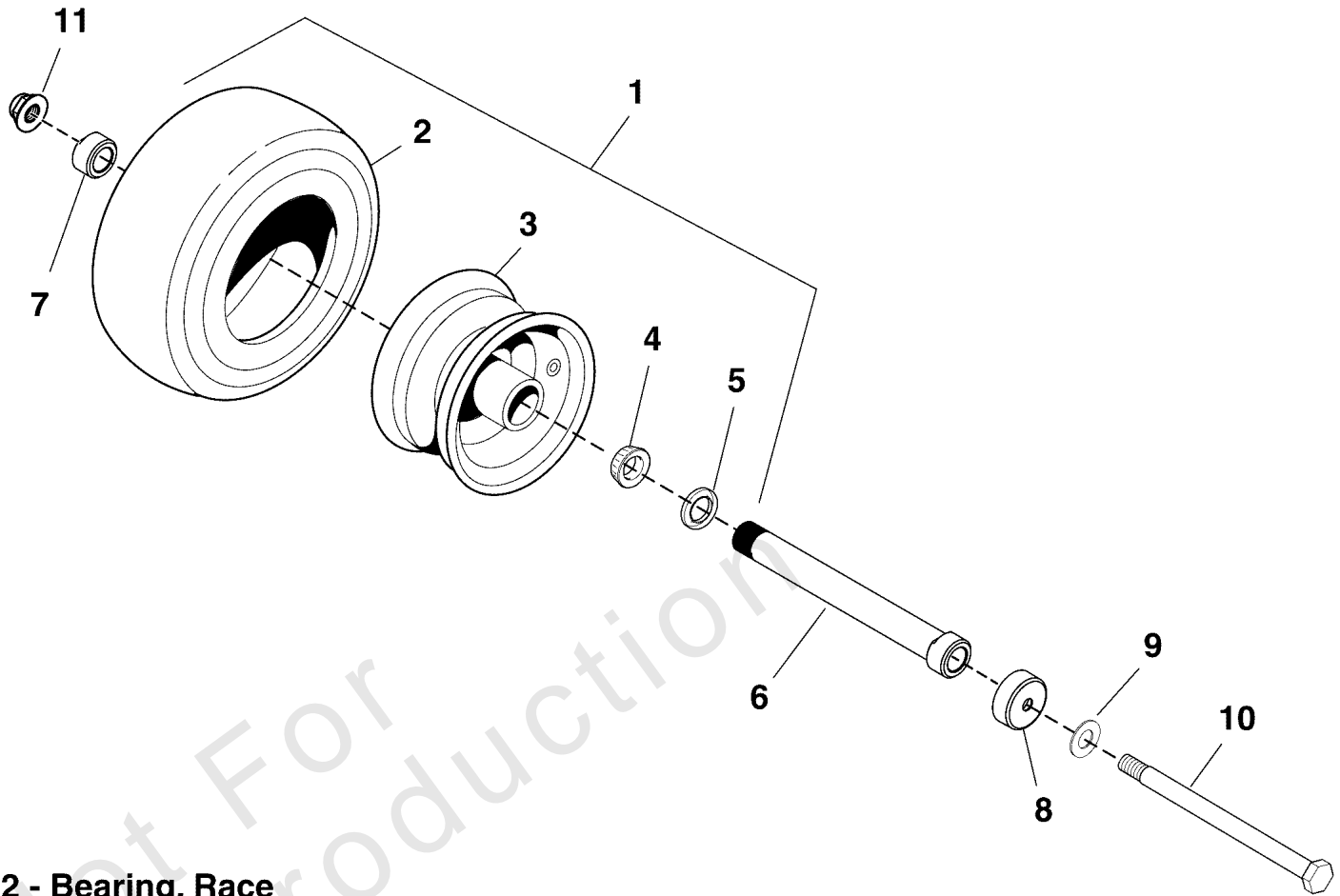
Not For Reproduction

Wheel & Tire Group

Note: Unless noted otherwise, use the standard torque specifications

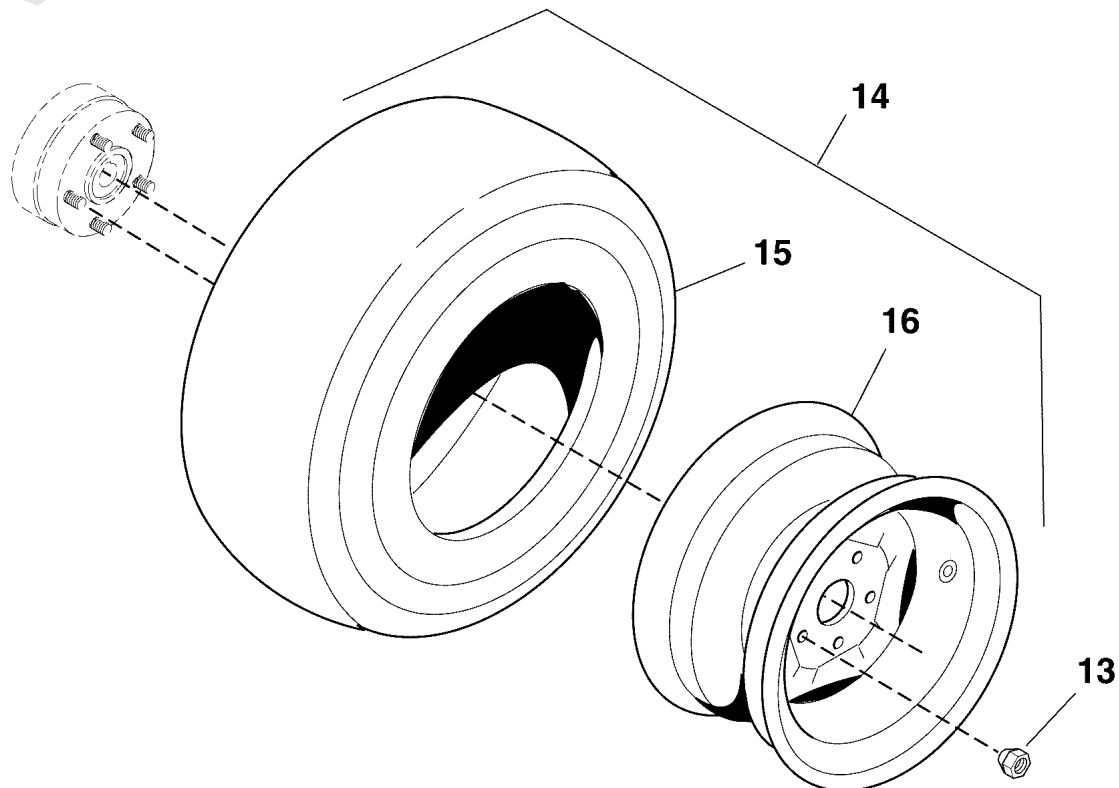
Mfg. No: 5901748

Front Wheels & Tires



12 - Bearing, Race

Rear Wheels & Tires



Wheel & Tire Group

REF NO	PART NO	QTY	DESCRIPTION
1	5023136YP	2	TIRE ASSY, 13 X 6.5 S
2	5022577YP	2	TIRE, Rubber Only
3	5023136X1YP	2	WHEEL ASSEMBLY, FOR 13 X 6.5 X 6 TIRES (INCLUDES BEARING AND SEALS)
4	5022631SX2SM	4	BEARING, TAPERED CONE -(2 per tire)
5	5022631SX3SM	4	SEAL, GREASE -(2 per tire)
6	5103649YP	2	BEARING ADJUSTER
7	5103650YP	2	NUT, BEARING
8	5103594YP	4	DEBRIS, COVER, WHEEL
9	5025158SM	2	WASHER, 1/2" SAE
10	5025017X72YP	2	BOLT, 1/2-13 X 9 GD5
11	5025396SM	2	NUT, 1/2-13 HEX NYLOCK FLANGE
12	5022631SX4SM	2	BEARING, RACE -(Not illustrated)
13	5020601SM	10	NUT, 1/2-20, FOR WHEEL BOLT SILVER
14	5104029YP	2	TIRE/WHEEL ASM, 24X12.00-12, TURF SMART -(S/N: 4000771923 and below)
14	5023365YP	2	TIRE ASSM, 24X12.00-1 -(S/N: 4000771924 and above)
15	5104029X1YP	2	TIRE, 24X12.00-12, TURF SMART -(S/N: 4000771923 and below)
15	5023240X1YP	2	TIRE 24 X 12 X 12 -(S/N: 4000771924 and above)
16	5023364YP	2	WHEEL, 12 X 8.5

Hardware Identification & Torque Specifications

Torque Specification Chart								
FOR STANDARD METRIC MACHINE HARDWARE (Tolerance ± 20%)								
Property Class	5.6		8.8		10.9		12.9	
	Class 5.6		Class 8.8		Class 10.9		Class 12.9	
Size Of Hardware	in/lbs	Nm.	in/lbs	Nm.	in/lbs	Nm.	in/lbs	Nm.
	ft/lbs		ft/lbs		ft/lbs		ft/lbs	
M3	5.88	.56	13.44	1.28	19.2	1.80	22.92	2.15
M4	13.44	1.28	30.72	2.90	43.44	4.10	52.56	4.95
M5	26.4	2.50	60.96	5.75	5.97	8.10	7.15	9.7
M6	44.64	4.3	7.3	9.9	10.3	14	12.1	16.5
M7	5.2	7.1	12.1	16.5	16.9	23	19.9	27
M8	7.7	10.5	17.7	24	25	34	29	40
M10	15	21	35	48	50	67	59	81
M12	26	36	61	83	86.2	117	103	140
M14	42	58	101	132	136	185	162	220
M16	64	88	147	200	210	285	250	340
M18	89	121	202	275	287	390	346	470
M20	126	171	290	390	405	550	486	660
M22	169	230	390	530	559	745	656	890
M24	217	295	497	375	708	960	840	1140
M27	320	435	733	995	1032	1400	1239	1680
M30	435	590	995	1350	1401	1900	1681	2280
M33	590	800	1349	1830	1902	2580	2278	3090
M36	759	1030	1740	2360	2441	3310	2935	3980
M39	988	1340	2249	3050	3163	4290	3798	5150

Torque Specification Chart						
FOR STANDARD MACHINE HARDWARE (Tolerance ± 20%)						
Hardware Grade	No Marks		SAE Grade 5		SAE Grade 8	
	SAE Grade 2		SAE Grade 5		SAE Grade 8	
Size Of Hardware	in/lbs	Nm.	in/lbs	Nm.	in/lbs	Nm.
	ft/lbs		ft/lbs		ft/lbs	
8-32	19	2.1	30	3.4	41	4.6
8-36	20	2.3	31	3.5	43	4.9
10-24	27	3.1	43	4.9	60	6.8
10-32	31	3.5	49	5.5	68	7.7
1/4-20	66	7.6	8	10.9	12	16.3
1/4-28	76	8.6	10	13.6	14	19.0
5/16-18	11	15.0	17	23.1	25	34.0
5/16-24	12	16.3	19	25.8	29	34.0
3/8-16	20	27.2	30	40.8	45	61.2
3/8-24	23	31.3	35	47.6	50	68.0
7/16-14	30	40.8	50	68.0	70	95.2
7/16-20	35	47.6	55	74.8	80	108.8
1/2-13	50	68.0	75	102.0	110	149.6
1/2-20	55	74.8	90	122.4	120	163.2
9/16-12	65	88.4	110	149.6	150	204.0
9/16-18	75	102.0	120	163.2	170	231.2
5/8-11	90	122.4	150	204.0	220	299.2
5/8-18	100	136	180	244.8	240	326.4
3/4-10	160	217.6	260	353.6	386	525.0
3/4-16	180	244.8	300	408.0	420	571.2
7/8-9	140	190.4	400	544.0	600	816.0
7/8-14	155	210.8	440	598.4	660	897.6
1-8	220	299.2	580	788.8	900	1,244.0
1-12	240	326.4	640	870.4	1,000	1,360.0

The guides and ruler furnished below are designed to help you select the appropriate hardware.

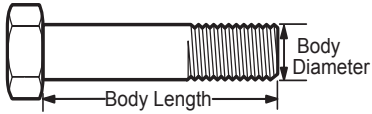


Nut, M8

Thread Diameter (mm)

Inside Diameter (in) Threads per inch

Nut, 1/2-16



Screw, M8- 1.25 x 25

Thread Diameter (mm) Distance between threads (mm) Body Length (mm)

Body Diameter Threads per inch Body Length (in)

Screw, 1/2- 16 x 2



Standard Hardware Sizing

When a washer or nut is identified as 1/2" (M8), this is the *Nominal size*, meaning the *inside diameter* is 1/2 inch (8mm metric thread diameter); if a second number is present it represents the *threads per inch* (distance between threads).

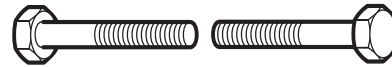
When bolt or capscrew is identified as 1/2 - 16 x 2" (M8 - 1.25 x 50), this means the *Nominal size*, or body diameter is 1/2 inch (8mm metric thread diameter), the second number, 16, represents the *threads per inch*, (*distance between threads*). The final number is the body length of the bolt or screw, 2 inches (50mm).

NOTES

- These torque values are to be used for all hardware excluding: locknuts, self-tapping screws, thread forming screws, sheet metal screws and socket head setscrews.
- Recommended seating torque values for locknuts:
 - for prevailing torque locknuts - use 65% of grade 5 torques.
 - for flange whizlock nuts and screws - use 135% of grade 5 torques.
- Unless otherwise noted on assembly drawings, all torque values must meet this specification.

Common Hardware Types

Hex Head Capscrew



Washer



Carriage Bolt



Hex Nut

Wrench & Fastener Size Guide

1/4" Bolt or Nut Wrench—7/16"	5/16" Bolt or Nut Wrench—1/2"	3/8" Bolt or Nut Wrench—9/16"	7/16" Bolt or Nut Wrench (Bolt)—5/8" Wrench (Nut)—11/16"	1/2" Bolt or Nut Wrench—3/4"
M6 Bolt or Nut Wrench—10mm	M8 Bolt or Nut Wrench—13mm	M10 Bolt or Nut Wrench—17mm	M12 Bolt or Nut Wrench—19mm	M14 Bolt or Nut Wrench—22mm

